Differentiated Care: Overview for Lay Health Workers

NASCOP

Jan 2017

Learning Objectives

By the end of this training participants will be able to:

1. *Describe the basics of HIV*
2. *Describe the criteria used to determine if a client qualifies for fast-track or community-based ART distribution ("stable patients") vs unstable patients*
3. *Conduct health talks on fast-tracked and community-based ART distribution for stable patients, including the management of patients who change categories*
4. *Form and chair a support group for community or facility-based ART distribution*
5. *Provide adherence counseling and support while distributing ART*
6. *Complete the ART Distribution Form*
7. *Describe the data flow for ART distribution*

Training Methodology

- *PowerPoint*
- *Group Discussions*
- *Role-Plays*
- *Practical Exercises*

Presentation Outline

- *Introduction*
- *Basics of HIV*
- *Stable Patients*
  - *Criteria*
  - *ART Refill Options*
  - *ART Distribution Form*
- *Reporting Tools and Data Flow*

Introduction

Differentiated Care Definition

*"Differentiated care is a **client-centred approach** that **simplifies and adapts** HIV services **across the cascade** to reflect the preferences and expectations of various groups of people living with HIV (PLHIV) **while reducing unnecessary burdens on the health system.** By providing differentiated care the health system can refocus resources to those most in need."*

-International AIDS Society

Differentiated Care is Broad…

…however, the focus of this training package is specifically about ***differentiated care for stable patients***

Differentiated Care IEC Material

- *IEC material that can be used by HCWs and lay health workers*
- *Covers:*
  - *Basics of HIV*
  - *Stable Patient Management*
  - *Community ART Group Meetings*
  - *Adherence Counseling During ART Distribution*
  - *Completing the ART Distribution Form*

Basics of HIV

Basics of HIV

- *What is HIV?*
- *How is HIV transmitted?*
- *What is HIV viral load?*
- *What is antiretroviral therapy (ART)?*
- *Who should take ART?*
- *Why is adherence important?*

Stable Patients

Patient Categorization Beyond 12 Months in Care

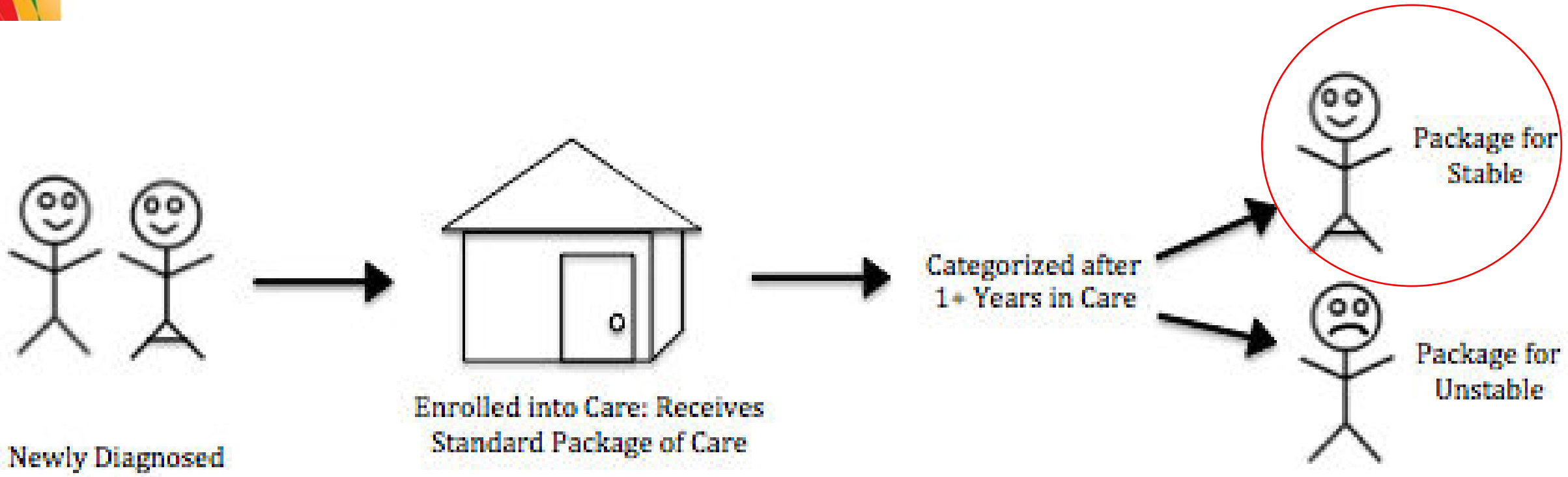

Criteria For Stable Patients: Overview

- *Doing well on ART for at least one year*
- *Not missing appointments*
- *Adult*

Criteria For Stable Patients: Details

- *On their current ART regimen for at least 12 months*
- *No active infections (including TB) in the previous 6 months*
- *Adherent to scheduled clinic visits for the previous 6 months*
- *Most recent viral load less than 1,000 copies/ml*
- *Has completed 6 months of isoniazid preventive therapy*
- *Non-pregnant/not breastfeeding*
- *Body mass index at least 18.5*
- *Age 20 years or above*
- *Healthcare team does not have concerns about providing longer follow-up intervals for the patient*

ART Refill Options for Stable Patients

- *Facility-based Fast Track System*
- *Community ART Groups (HCW-led or peer-led)*
- *Community ART Distribution Points*
- *Individual Patient ART Distribution in the Community*

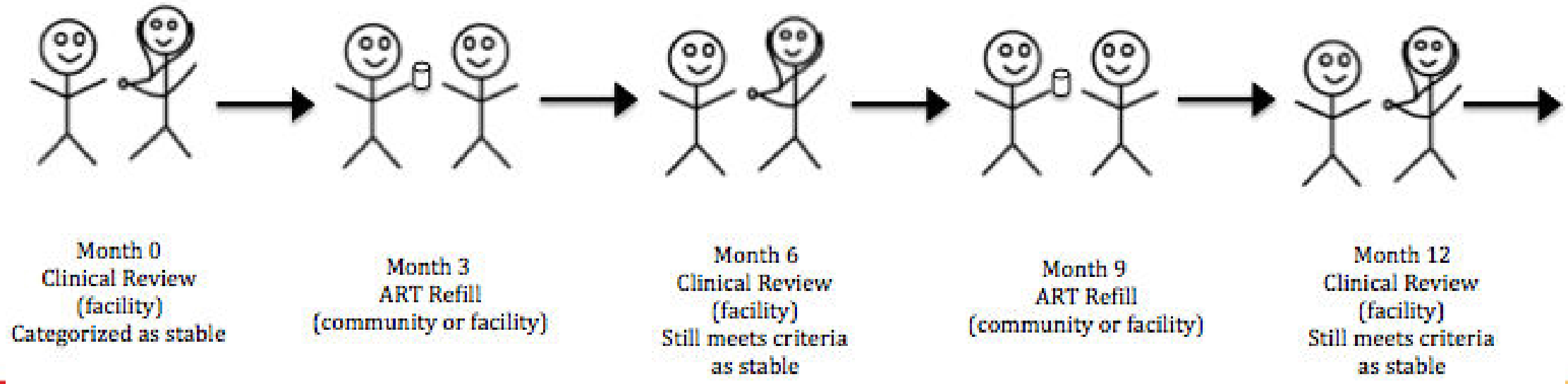

NASCOP

B. Patient review checklist ***(if yes to any of the questions below, confirm they have enough ART until they can reach the clinic and refer back to clinic for further evaluation; book appointment and notify clinic)***

Any missed doses of ARVs since last clinic visit: ☐Yes ☐No

If yes, how many missed doses: _____

Any current/worsening symptoms:

Fatigue: ☐Yes ☐No Cough: ☐Yes ☐No	Fever: ☐Yes ☐No Rash: ☐Yes ☐No	Nausea/vomiting: ☐Yes ☐No Genital sore/discharge: ☐Yes ☐No	Diarrhea: ☐Yes ☐No Other:

Any new medications prescribed from outside of the HIV clinic: ☐Yes ☐No

If yes, specify:

Family planning: ☐Yes ☐No Method used:	Pregnancy status: ☐Pregnant ☐Not Pregnant ☐Not Sure

Referred to clinic: ☐Yes ☐No

If yes, appointment date: DD____ MM____ YYYY _____

Signature of patient upon receipt of the ART:

Complete at time of distribution

Reporting Tools and Data Flow

Tools

- *ART Distribution Form*
- *Appointment Diary for ART Refills*
- *ART Refill Register*

Data Flow

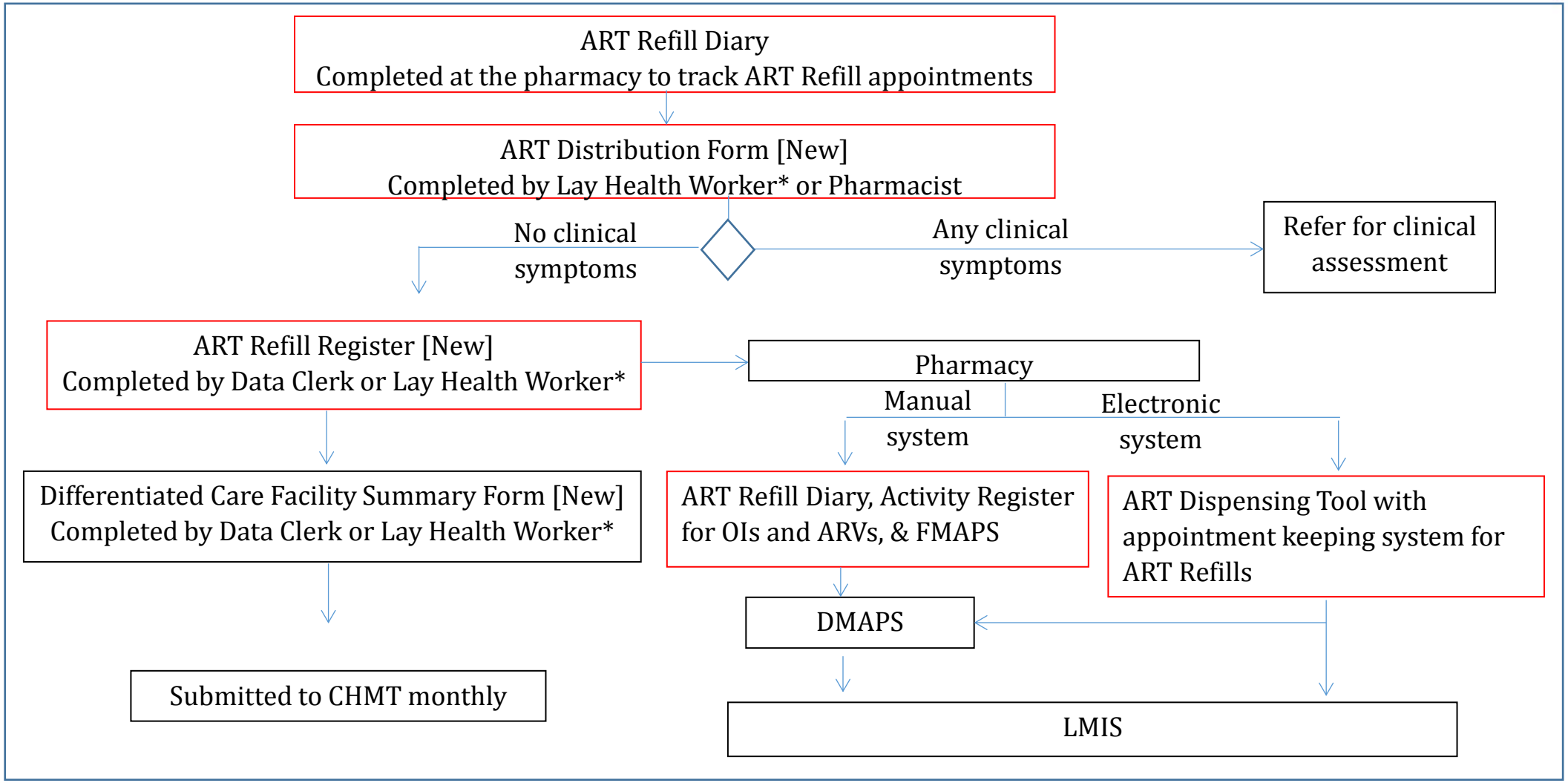
ART Refill Diary
Completed at the pharmacy to track ART Refill appointments
ART Distribution Form [New]
Completed by Lay Health Worker* or Pharmacist
No clinical symptoms
Any clinical symptoms
Refer for clinical assessment
ART Refill Register [New]
Completed by Data Clerk or Lay Health Worker*
Pharmacy
Manual system
Electronic system
Differentiated Care Facility Summary Form [New]
Completed by Data Clerk or Lay Health Worker*
ART Refill Diary, Activity Register for OIs and ARVs, & FMAPS
ART Dispensing Tool with appointment keeping system for ART Refills
DMAPS
Submitted to CHMT monthly
LMIS