



Ethiopia DSD Update

Tamrat Assefa
Program Director, ICAP Ethiopia
13 November 2019

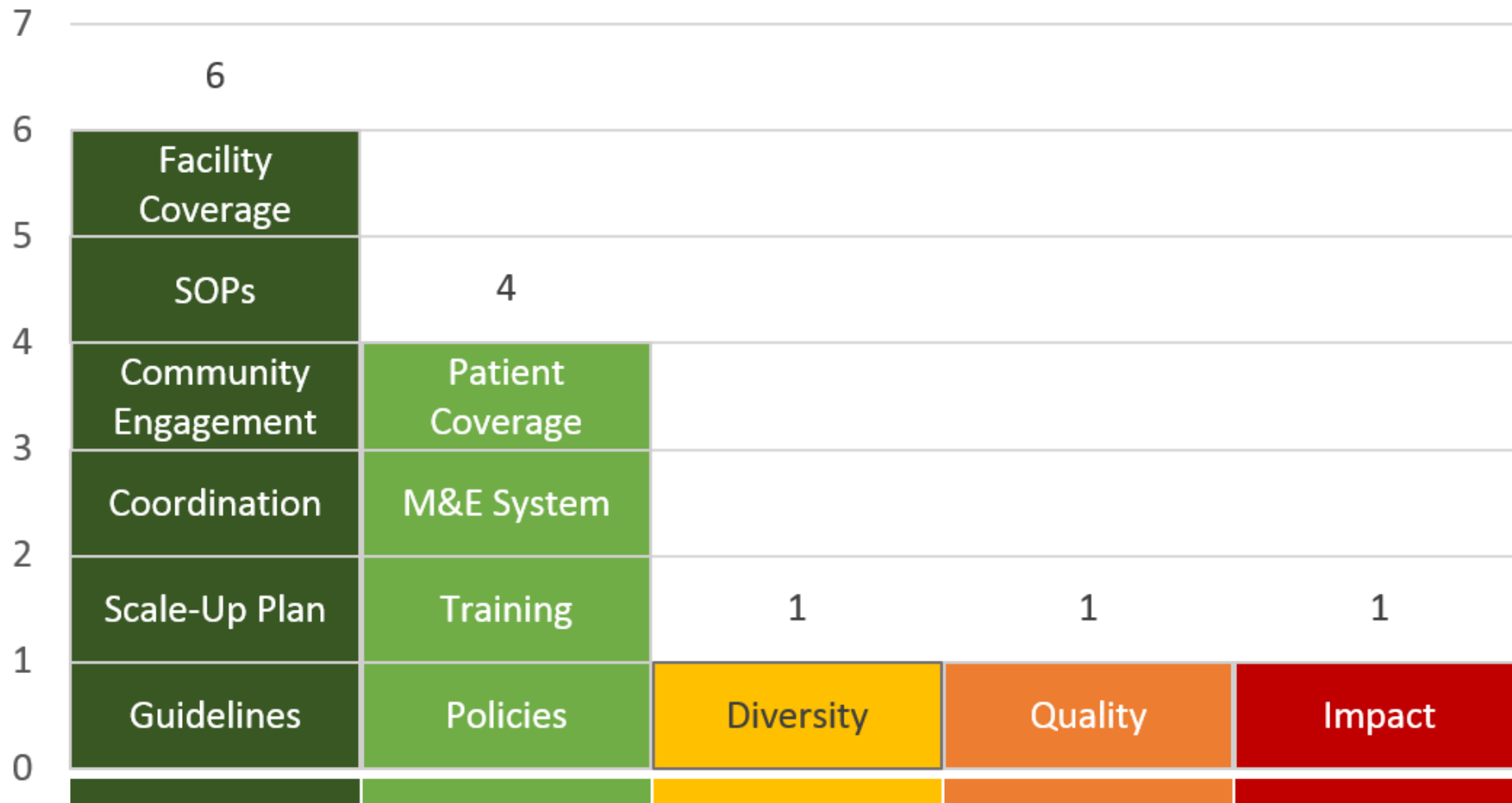


HIV LEARNING NETWORK
The CQUIN Project for Differentiated Service Delivery

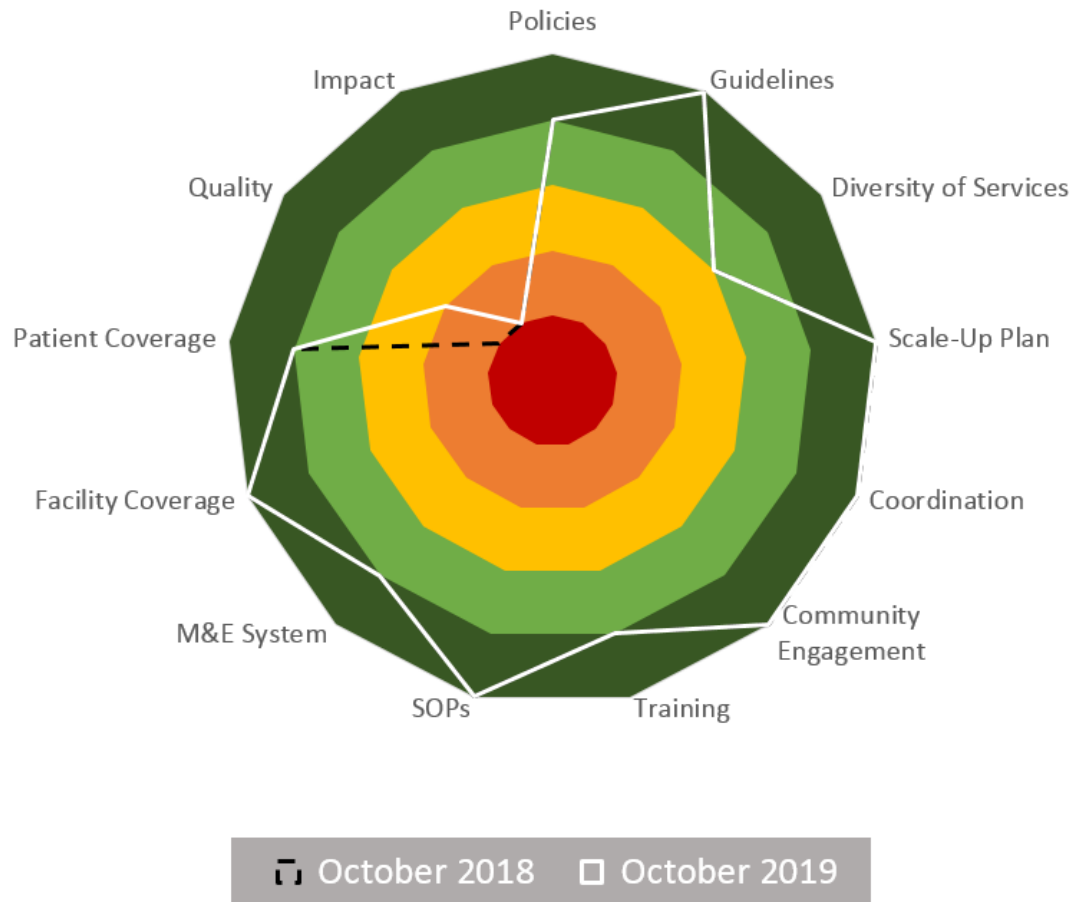
Outline

- **Where are we now?**
 - CQUIN Dashboard Results
 - DART Model Mix
- **How did we get here?**
 - Update on CQUIN Action Plan
 - Successes and Challenges
- **2020 goals and targets**

CQUIN Dashboard Results



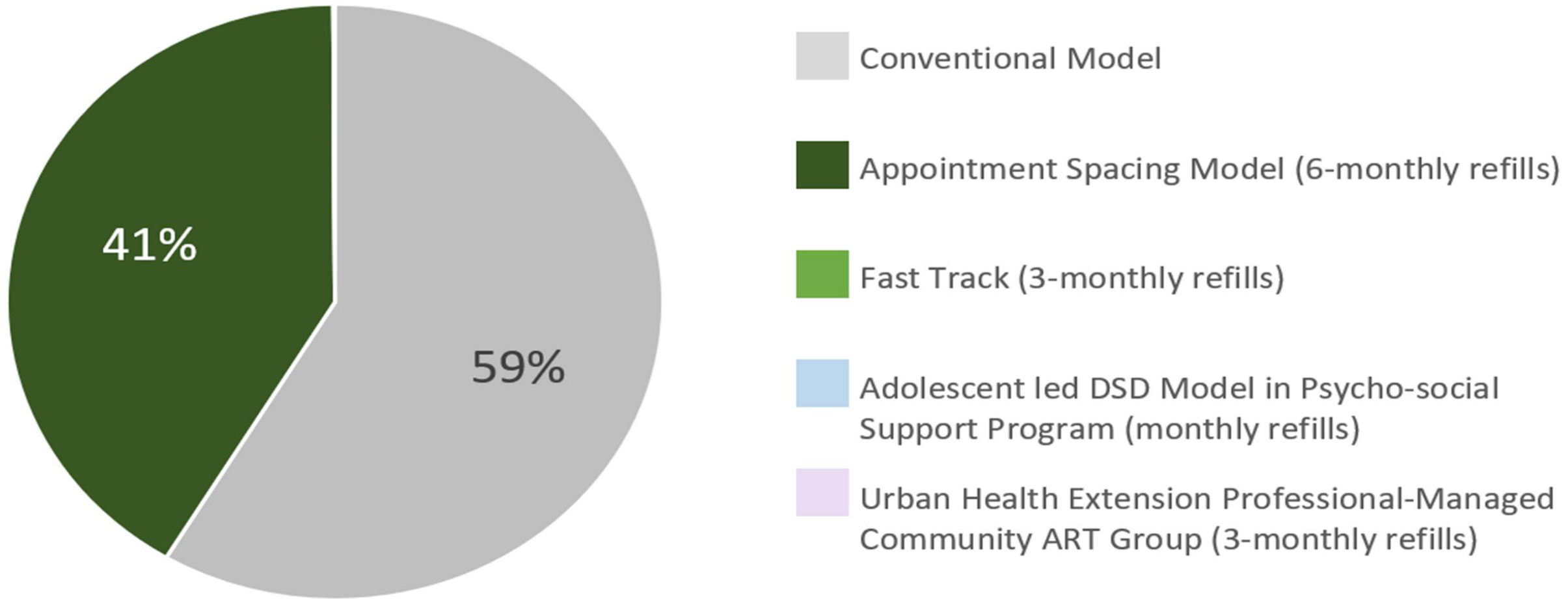
Change in Dashboard Domains since 2018



Improvements in:

- Scale-up plan
- Coordination
- Community Engagement
- SOPs
- M&E systems
- Patient-level coverage
- Quality
- Impact

Model Mix



Outline

- Where are we now?
 - CQUIN Dashboard Results
 - DART Model Mix
- **How did we get here?**
 - Update on CQUIN Action Plan
 - Successes and Challenges
- 2020 goals and targets

Update on CQUIN Action Plan from 11/2018

- Activities that have been successfully completed include:

- Advocacy on DSD to higher officials
- Updated the FMOH & TWG, Pediatric TWG oriented
- Diversified additional models (CAG, FTR, APSS,..)
- Reviewed the Comprehensive HIV care & Treatment guideline
- Developed available DSD model guide, SOPs & monitoring tools

- Activities still underway:

- Developing quality standard for DSD, Ethiopia
- DSD-Qualitative study, data collection completed, analysis started
- DSD-ASM evaluation, protocol preparation
- Integration of ASM data elements in to national District Health Information System (DHIS-2) reporting system/Report collecting starting from November, 2019

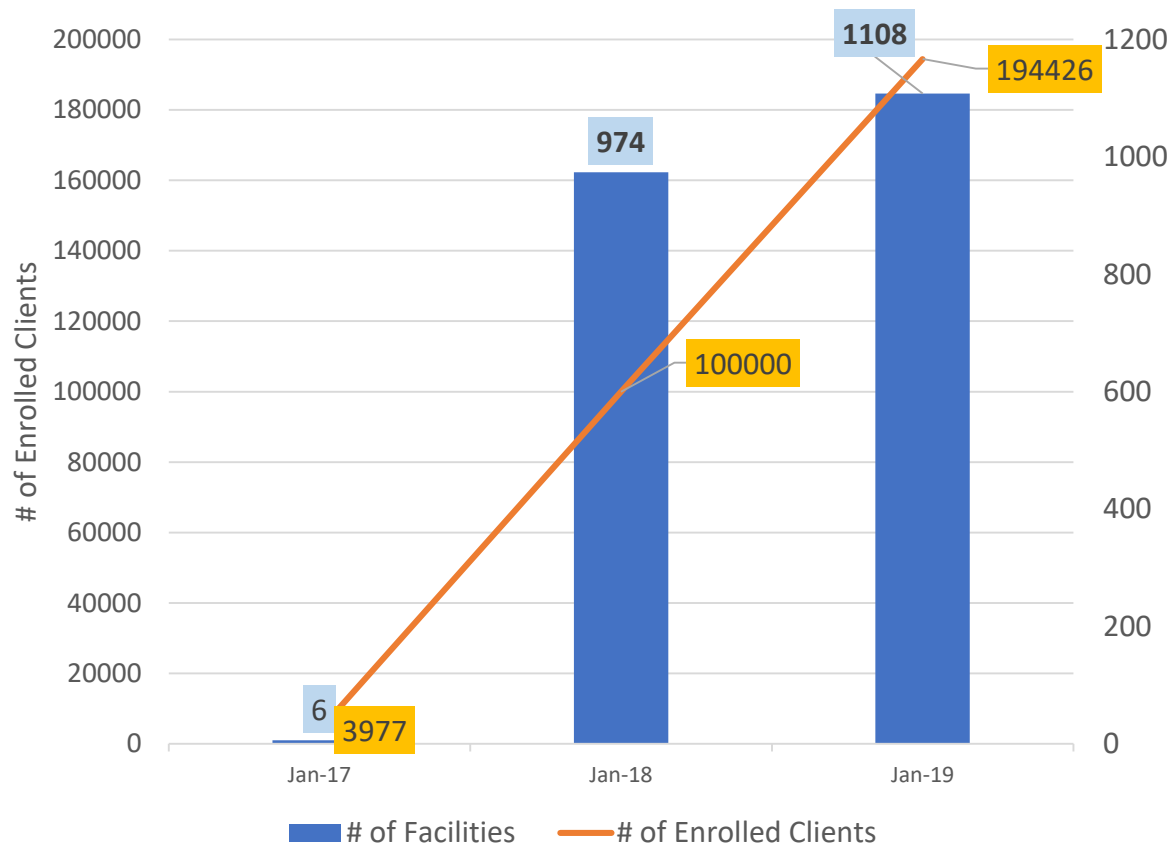
Success

Appointment Spacing Model (ASM) National scale up:

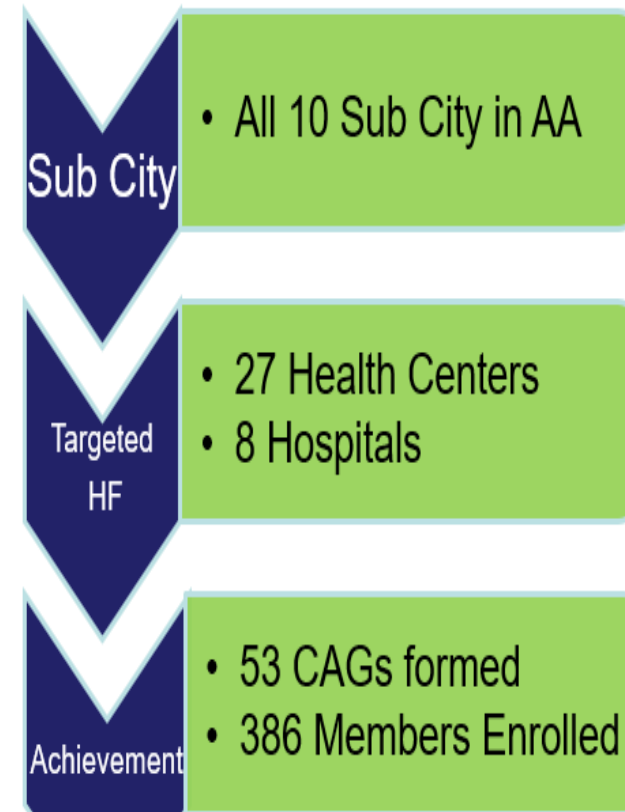
- Launched in June 2017
- Implementation started on July 2017
- Number of ART Sites = 1,405
- Number of HF Started ASM = 1,108 (79%)
- Total # of Stable Clients enrolled = 194,426 (**87%**)
- Successful pilot of CAG: established 53 groups with 386 members
- Establishment of APSS: established in 5 high client load hospitals
- Inclusion of FTR
- Successful transition to DTG without disruption to ASM

Ethiopia-ASM Scale up & CAG Pilot Progress

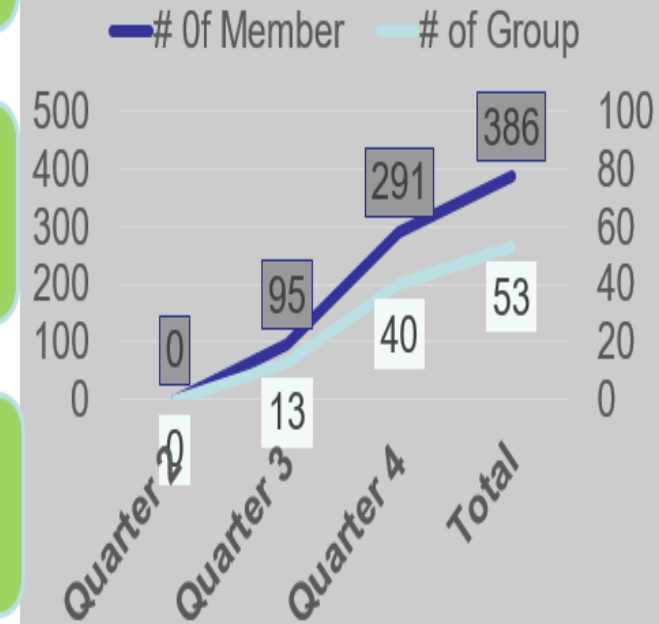
National scale up of Appointment Spacing model Jul 2017 – Sep 2019




DSDM-UHEP managed CAG Performance as of Sep 14 /2019



CAG Performance Trend by Quarter





Ethiopia
hosted a
south-to-south
visit from
Eswatini and
Mozambique

Focus = 6MMD

Challenges & Recommendations

Challenges

- Parallel Reporting: Timeliness and Completeness
- Refusals, due to concerns about:
 - Drug storage at home (space/ climate)
 - Disclosure
 - Fear of stigma & discrimination
 - Client preference for more frequent follow-up(Qualitative study underway)

Recommendations

- Leadership commitment required
- Awareness creation at large, Community-level education
- Integrating into clinical mentoring
- Packaging of bottles (from 3 to 1)
- Integration of ASM into monthly national District Health Information System (DHIS-2) reporting system

Outline

- Where are we now?
 - CQUIN Dashboard Results
 - DART Model Mix
- How did we get here?
 - Update on CQUIN Action Plan
 - Successes and Challenges
- **2020 goals and targets**

2020 Goals and Targets

By CQUIN's 4th annual meeting (end-2020):

- 80% of people on ART will be in less-intensive DSD models
- Plans for model mix –
 - Establishment of Viremia clinic for ROC with HVL
 - Establishment of KP friendly services

Acknowledgements

- CQUIN Project team
- Bill & Melinda Gates Foundation
- ICAP-NY/Ethiopia team
- PEPFAR
- CDC Ethiopia
- USAID Ethiopia
- Project Hope Ethiopia
- CQUIN network countries
- GF