



Country update - Uganda

Dr. Cordelia Katureebe

National Care and Treatment Coordinator

Ministry of Health, AIDS Control Program

12th November 2019

Outline

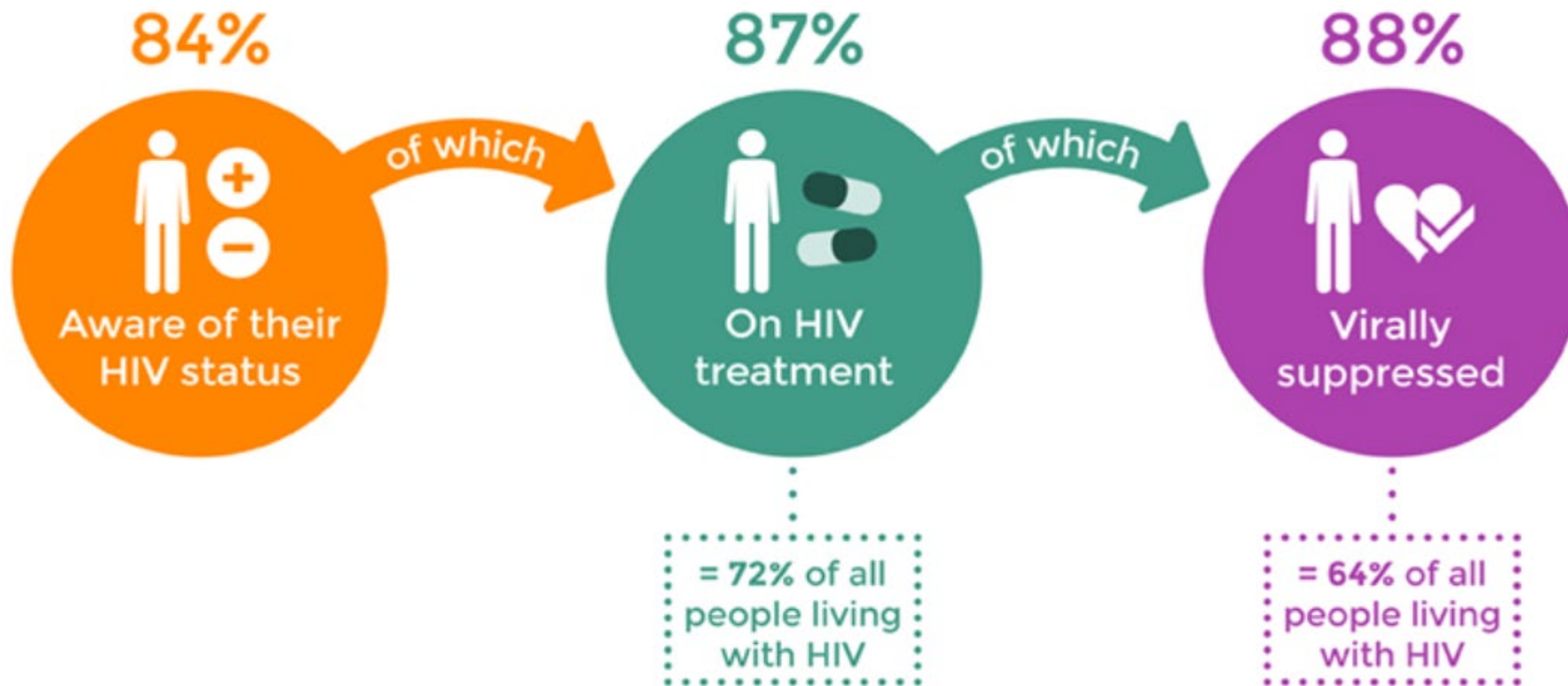
- ART services in Uganda
- National Performance against 95:95:95 targets
- DSD capacity building efforts
- DSD uptake
- DSD dashboard
- Enablers
- Challenges
- Next steps

ART services in Uganda

- ❑ 1,832 accredited ART sites
- ❑ 3 major PEPFAR AIDS Development partners (ADPs)
- ❑ 15 implementing partners supporting ART services
- ❑ 14 health regions
- ❑ An estimated 1,385,653 PLHIV
- ❑ Approx. 1,198,435 PLHIV on ART by end June 2019

National Performance against 95:95:95 targets

Est PLHIV = 1,385,653



DSD capacity building efforts

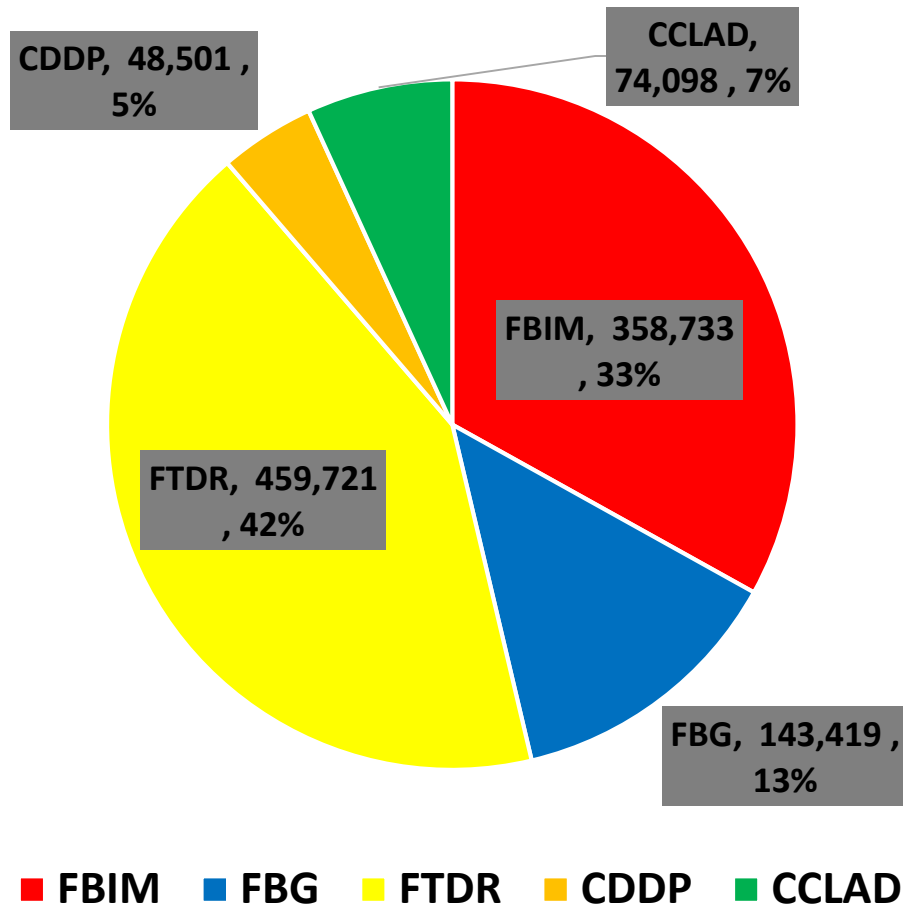
- ❑ 77.6% (1,422/1,832) of all ART sites trained on DSD
- ❑ 51.5% (733/1,422) trained sites received at least one round of DSD mentorships
- ❑ 3 rounds of targeted DSD support supervision conducted
- ❑ A number of DSD group leaders trainings conducted

DSD uptake

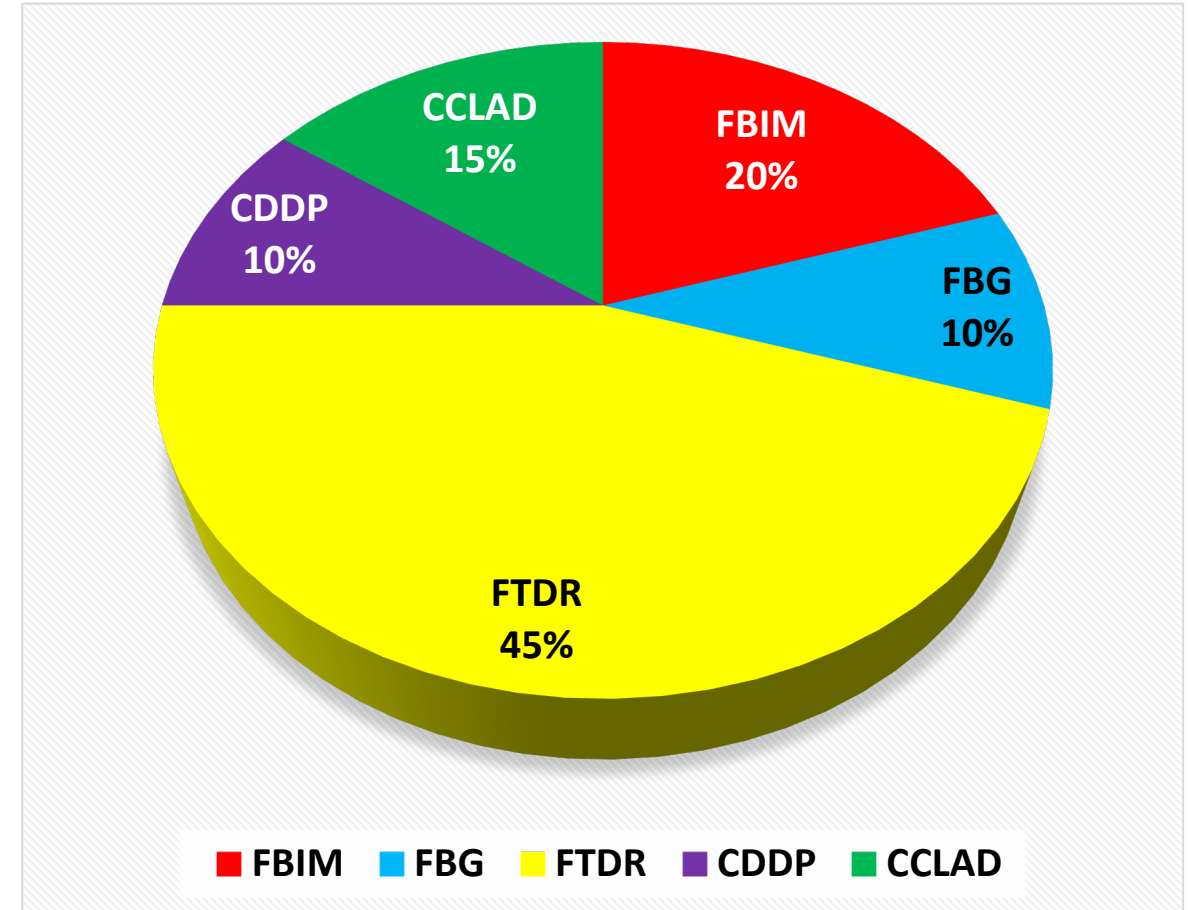
- All regional (15) IPs supporting DSD implementation
- 134/134 districts implementing DSD
- 1,254/1,422 trained ART sites offering DSD (i.e. FBIM (Conventional) and at least one more model.
- End June 2019
 - ✓ 1,198,435 Active clients
 - ✓ 1,084,472 enrolled onto DSD
 - ✓ 90.5% of active clients enrolled onto DSD
 - ✓ Target is 100%

DSD Uptake – June 19 Vs 2019 Targets

June 2019



2019 targets

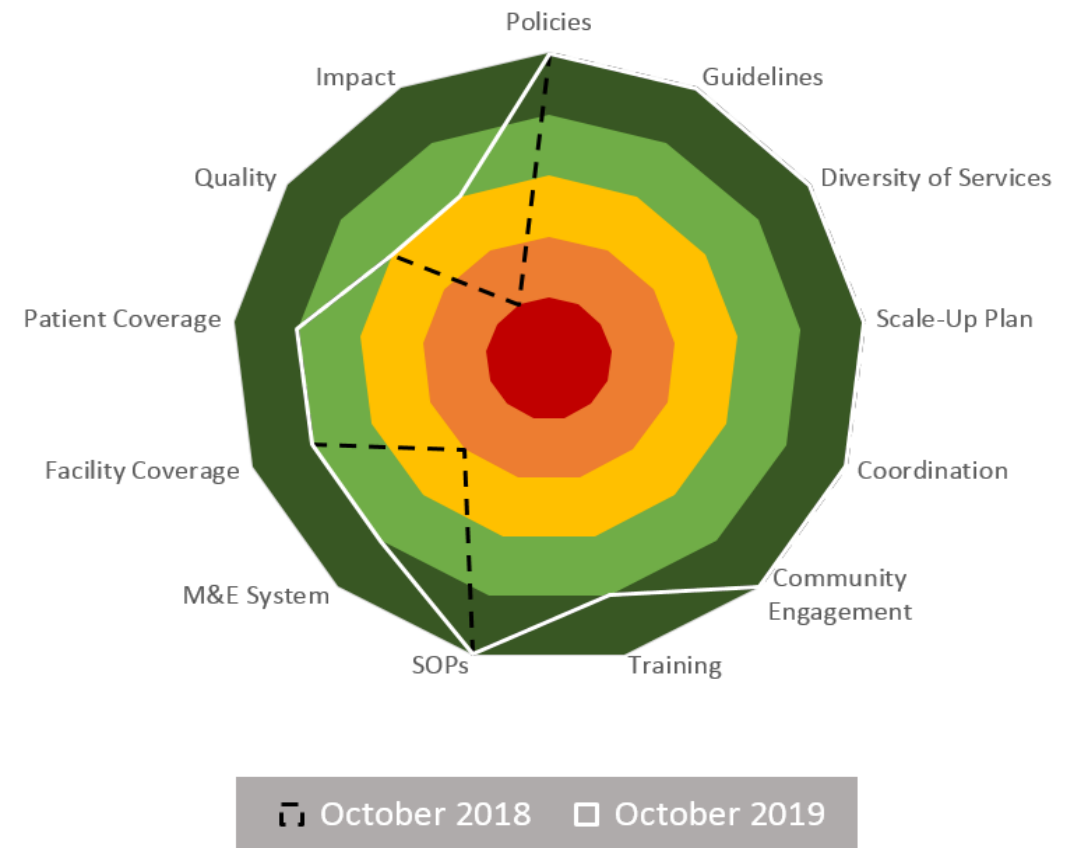


DSD dashboard

2019



2018 Vs 2019



Enablers

- **Ministry of Health leadership and ownership**
 - DSD incorporated in national consolidated HIV prevention, care and treatment guidelines
- **National level coordination**
 - National DSD Technical Advisor
 - National DSD TWG
- **ADPs commitment**
- **ROC engagement**
 - National level coordination
 - Implementation

Challenges

- Onsite training rates have stagnated at 77.6% (1,422/1,832)
- 11.8% (168/1,422) trained facilities not implementing DSD
- Low uptake of community model – 12% Vs target of 25%
 - CDDP at 5% Vs target of 10%
 - CCLAD at 7% Vs target of 15%
- Delayed rollout of revised HMIS tools
- Low training rates for group leaders

Next steps

1. Building capacity

1. HMIS tools availability and training
2. DSD trainings at 410 sites

2. Focus on Quality processes

1. Define standards
 2. support supervision
 3. Regional Performance review engagements
- ❖ Focus on community model

3. ROC continued engagement

1. Group leaders perspectives
2. Demand for community models

Next steps

5. Revise DSD guidelines to address emerging issues

- ❖ Opportunity is that HIV guidelines are being revised to adapt WHO recommendations

Acknowledgments

- MoH - ACP fraternity
- DSD TWG members
- PEPFAR
- Global Fund
- CQUIN
- IPs
- DHTs
- HCWs
- RoC
- Other contributors



THANKS FOR LISTENING



Questions
and
comments
are
welcome!!!