

Cote d'Ivoire DSD Update

Patrice Nazaguéhi NADJI

Deputy Coordinator Director

National AIDS Program (PNLS)


Ministry of Health and Public Hygiene (MOH)

November 13, 2019

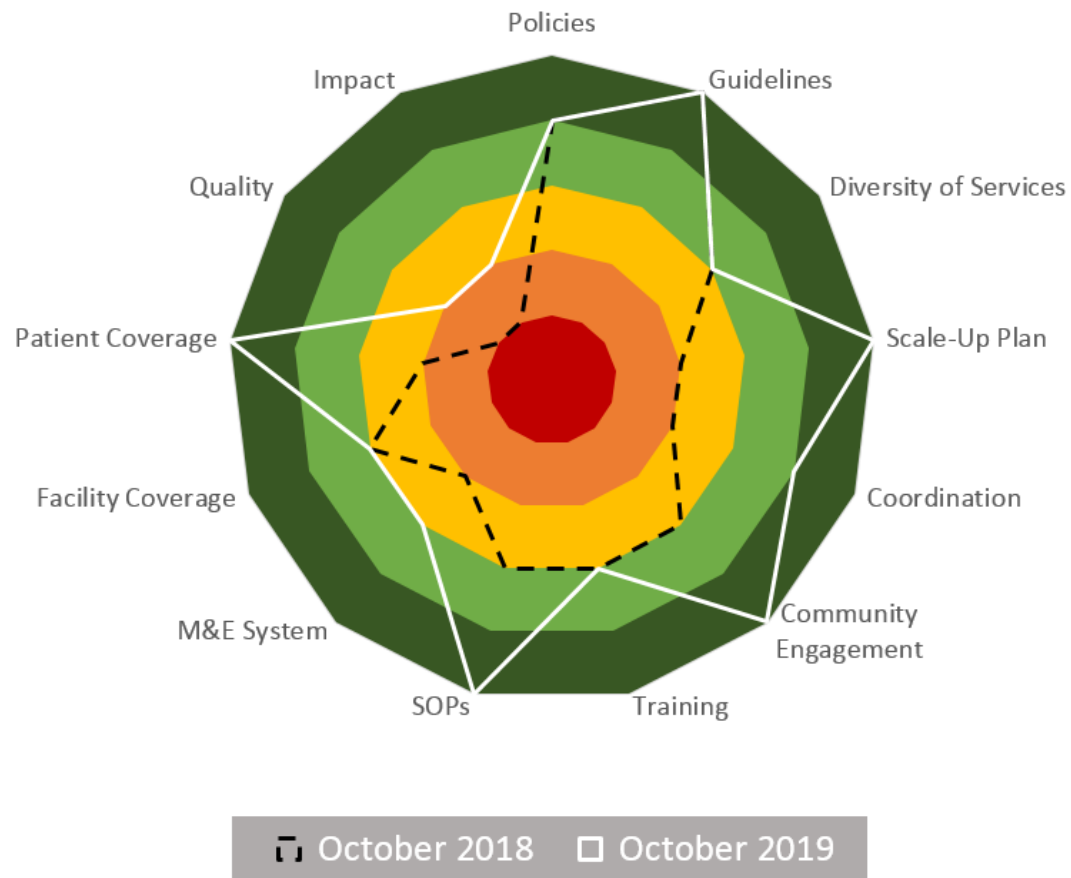
Outline

- Where are we now?
 - CQUIN Dashboard Results
 - DART Model Mix
- How did we get here?
 - Update on CQUIN Action Plan
 - Successes and Challenges
- 2020 goals and targets

CQUIN Dashboard Results



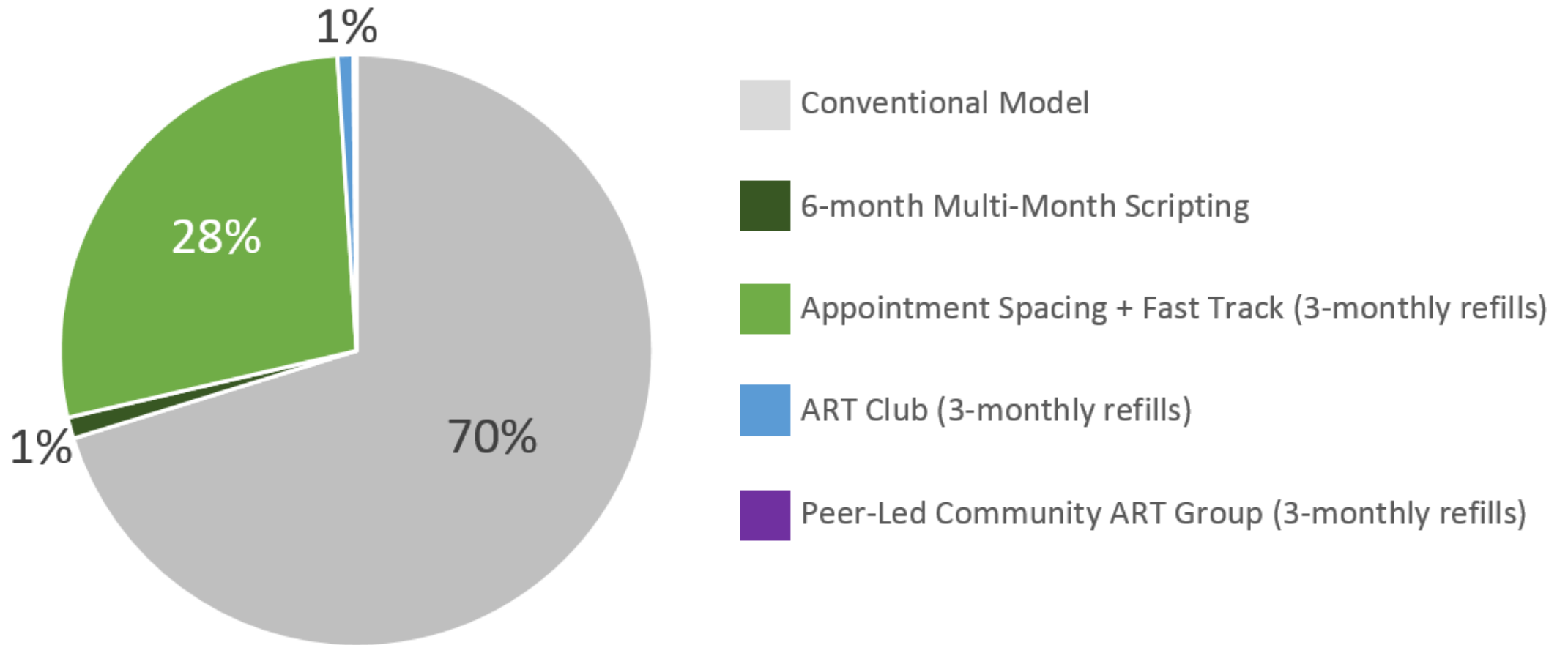
Change in Dashboard Domains since 2018



Improvements in:

- Scale-up plan
- Coordination
- Community Engagement
- SOPs
- M&E systems
- Patient-level coverage
- Quality
- Impact

Model Mix



Outline

- Where are we now?
 - CQUIN Dashboard Results
 - DART Model Mix
- How did we get here?
 - Update on CQUIN Action Plan
 - Successes and Challenges
- 2020 goals and targets

Update on CQUIN Action Plan from 11/2018

- **Activities that have been successfully completed include:**
 - The DSD Guide and SOP'S document is finalized and the IAS team provides technical feedback for finalization
 - le plan opérationnel VIH 2019-2020 prend en compte le plan de mise a échelle des soins différenciés
 - DSD training modules are available after the validation workshop from 28 to 29 October.
 - The quality standards and DSD quality assessment tools have been developed according to the Eswatini model.
- **One activity that was dropped or that is still underway is:**
 - Process to Review HIV Management Tool for the really Integration of DSD Indicators

Successes and Challenges -1

- Good coordination of the DSD activities by the Task Force
- Availability at national level:
 - DSD Technical Guides and SOP'S
 - DSD Training Modules
 - From the DSD Quality Assessment Tools
- Realization of the national collection of data on DSD for national review meeting data (November 26 to 28, 19)

Successes and Challenges - 2

- Evaluation of the quality of the DSD at Site level
- Impact Assessment (retention, removal Viral load ...)
for patients enrolled in a DSD models
- Implementation of community models of DSD

Outline

- Where are we now?
 - CQUIN Dashboard Results
 - DART Model Mix
- How did we get here?
 - Update on CQUIN Action Plan
 - Successes and Challenges
- 2020 goals and targets

2020 Goals and Targets

By CQUIN's 4th annual meeting (end-2020):

- Increase from 38% to **60%** the proportion of **stable patients** among ART patients
- Increase from 78% to **95%** the proportion of stable patients enrolled **in DSD models**
- Increase from 1% to **50%** the proportion stable patients within the model **6 months ART**
- Conduct one (1) assessment analysis to consider national adoption of Community ART models

Acknowledgements



BILL & MELINDA
GATES *foundation*

HIV LEARNING NETWORK
The CQUIN Project for Differentiated Service Delivery

The CQUIN Project

