



CQUIN 5th Annual Meeting

Virtual: November 16-19, 2021

Session 5b: Country Updates from Nigeria and Tanzania

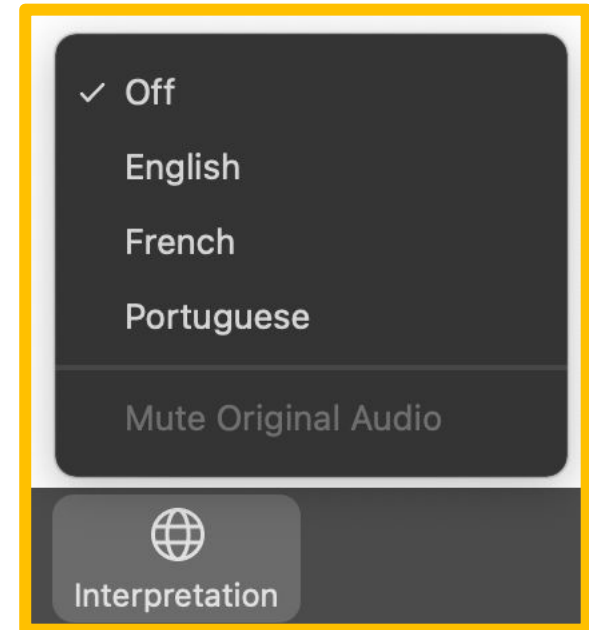
Wednesday, November 17, 2021



HIV Learning Network
The CQUIN Project for Differentiated Service Delivery

Welcome/Bienvenue/Bem-vindos

- Be sure you have selected the language of your choice using the “Interpretation” menu on the bottom of your screen.
- Assurez-vous d’avoir sélectionné la langue de votre choix à l’aide du menu <<Interprétation>> en bas de votre écran Zoom.
- Certifique-se de ter selecionado o idioma à sua escolha usando o menu de interpretação na parte inferior do seu ecrã



Plenary Moderators



Peter Cherutich
HIV Testing Team
World Health Organization
Kenya



Hervé Nzereka Kambale
Consultant
ICAP at Columbia University

Framing Remarks



Rachel Mudkereza

CQUIN Senior Regional Clinical Advisor for West and Central Africa
ICAP Cote d'Ivoire



Updates from Nigeria and Tanzania

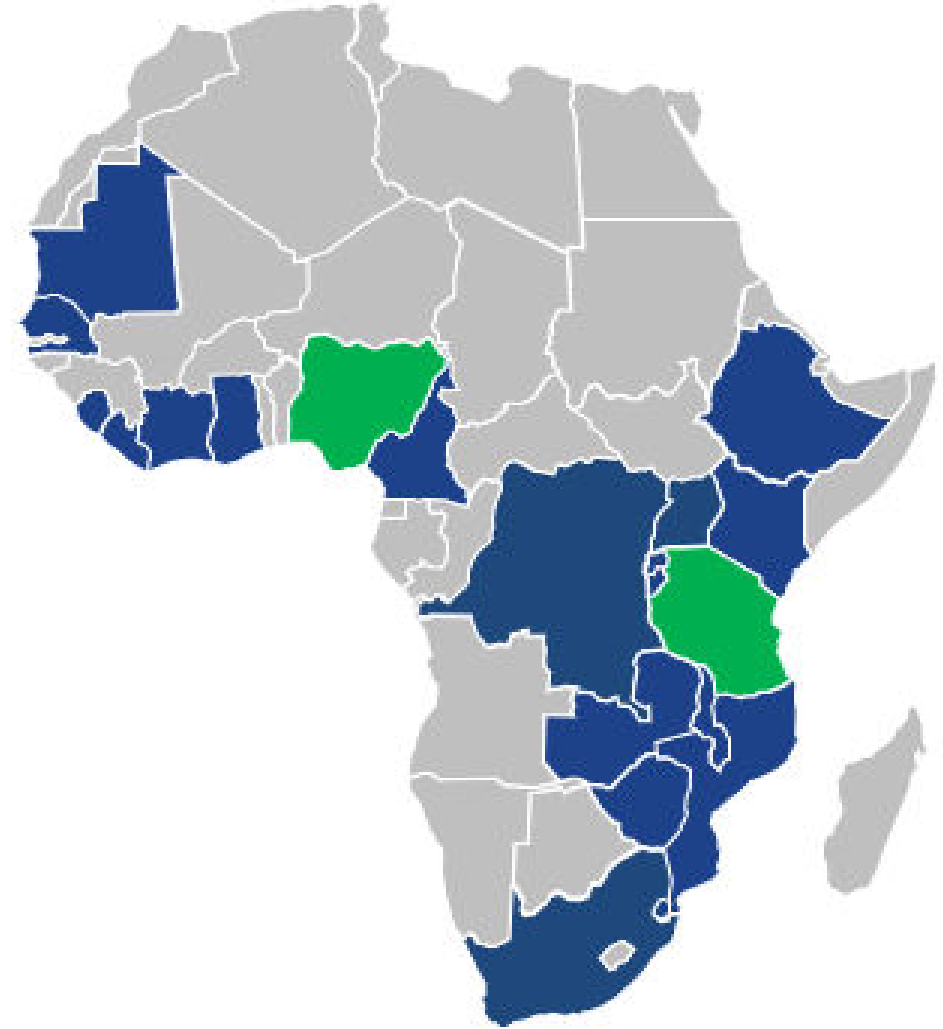
Framing Remarks

Rachel Mudekereza; MD- MPH

ICAP Cotes d'Ivoire 17 November 2021

Outline

- Introduction
- Nigeria
- Tanzania
- Summary



Introduction

- The 5th annual meeting will highlight 20 member countries who are at different stages of DSD scale-up
- Duration of network countries in CQUIN ranges from 1yr to 5 years
- The different context, strengths, challenges, and resources of network countries provide the perfect environment for learning exchange
- The CQUIN Annual Meeting is an opportunity to share lessons learned and describe change over time
- Each year, country teams complete a standardized online questionnaire which informs our description of their “model mix” and contributes to the CQUIN dashboard

DART Model Mix

- CQUIN uses a systematic approach to describe differentiated ART (DART) models
- This enables us to compare DSD across programs and countries
- We consider everyone on ART to be in a differentiated model, including those in “conventional” and more-intensive models
- We categorize less-intensive models for people doing well on ART by location (facility vs. community) and by individual vs. group design

	Individual Models	Group Models
Facility-based	Fast Track ART Refills Appointment Spacing Multi-month Scripting Multi-month Dispensing	Facility-based clubs Facility-based teen clubs
Community-based	Community drug distribution Community ART initiation Mobile outreach Private pharmacies Pick-up points, lockers	Community ART Groups (CAGs) <ul style="list-style-type: none"> - Peer-led - HCW-led

DART Model Mix, continued

More-Intensive Models	
	Conventional Model
	Other more-intensive models
Less-Intensive Models	
FBI	Appointment Spacing (no fast track)
	Appointment Spacing + Fast Track
	Other FBI
FBG	ART Clubs
	Facility-Based Teen Clubs
	Other FBG
CBI	Outreach
	Community Drug Distribution
	Other CBI
CBG	Community ART Groups (peer-led)
	Community ART Groups (HCW-led)
	Family Model
	Community-Based Teen Clubs (HCW-led)

- CQUIN nomenclature includes the conventional model as a type of more-intensive model
- Less-intensive models sub-divided into categories
 - **Facility-Based Individual (FBI)**
 - **Facility-Based Group (FBG)**
 - **Community-Based Individual (CBI)**
 - **Community-Based Group (CBG)**
- All models can be further defined by quantity of ART provided (e.g., 3- or 6-month drug distribution) as applicable.

Introduction: DSD Program Maturity

The **CQUIN Dashboard** is another way to systematically describe a country's differentiated treatment program

- Uses a capability maturity model
- Includes 13 domains representing necessary components for implementing differentiated ART (DART) services at scale
- Uses 5 stages of maturity represented by a color scale
- Multi-stakeholder country teams stage the country program
 - an internal, consultative activity, not an external evaluation

The CQUIN Dashboard

HIV LEARNING NETWORK
The CQUIN Project for Differentiated Service Delivery

Differentiated Service Delivery Dashboard: Draft 3.0



M&E System	No elements of a national system for M&E of DSD are implemented, nor are any currently in development	Elements of a national system for M&E of DSD (e.g., registers, facility reports, guidelines, etc.) are in development but not yet finalized -or- Elements of a national system for M&E of DSD have been finalized but are not widely implemented	At least one element of a national system for M&E of DSD has been widely implemented, but elements are not comprehensive (e.g., not all DSDM are included) and/or are not fully integrated into national HMIS	All elements of an M&E system for DSD are widely implemented and integrated into one national HMIS for HIV/ART services; however, refinements will be needed	All elements of an M&E system for DSD are in place and are integrated into one national HMIS for HIV/ART services, which is highly functional and providing policy-relevant data
Guidelines	National HIV treatment guidelines do not include DSDM		National HIV treatment guidelines include DSDM but do not provide detailed and specific implementation guidance		National HIV treatment guidelines provide detailed and specific guidance on implementation of DSDM
Diversity of DSDM services	No DSDM services have been implemented	DSDM are available for stable adult patients only ¹	DSDM are available for stable adult and eligible adolescent patients only	DSDM are available for stable adult and adolescent patients and one additional patient group ² (e.g., patients with HIV and NCDs, patients at high risk of disease progression, key and priority populations, etc.)	DSDM are available for stable adult and adolescent patients and two or more additional patient groups
National DSD Scale-up Plan	No DSD scale-up plan is currently in place and development has not begun	The national DSD scale-up plan is in development, with discussions and meetings ongoing	The DSD scale-up plan is available in draft form	The DSD scale-up plan has been developed and approved by the Ministry of Health	The DSD scale-up plan is being actively implemented and monitored
Coordination	Coordination for national-level DSD activities has not been addressed	Coordination for national-level DSD activities is being planned or discussions and meetings are ongoing	DSD activities fall under the scope of existing groups; progress updates are presented in standing meetings not focused on DSDM (e.g., a care and treatment TWG)	DSD activities are coordinated by a dedicated group (e.g., a DSD-focused sub-group of the Care and Treatment Technical Working Group)	National DSD Focal Person spearheads DSD planning and coordination
Community Engagement	Representatives from the community of people living with HIV (PLHIV) and civil society organizations (CSO) are not involved in any activities related to DSD and there are currently no plans to engage these groups	PLHIV and CSO are not currently engaged in DSD activities, but engagement is <u>planned</u> or meetings and discussions are ongoing	PLHIV and CSO are meaningfully engaged in DSD implementation	PLHIV and CSO are meaningfully engaged in implementation and evaluation of DSDM	PLHIV and CSO are meaningfully engaged in implementation and evaluation of DSD, as well as oversight of DSD policy (e.g., through inclusion in DSD task force or <u>other</u> group)

← Stages

More information and dashboard variants (subnational dashboard, AHD dashboard) available on the CQUIN website:

www.cquin.icap.columbia.edu

↑ Domains

Fifth Annual Meeting (Virtual)

DATE: November 16 – 19, 2021

Home

Agenda

Plenary Sessions

Parallel Sessions

Country DSD Updates

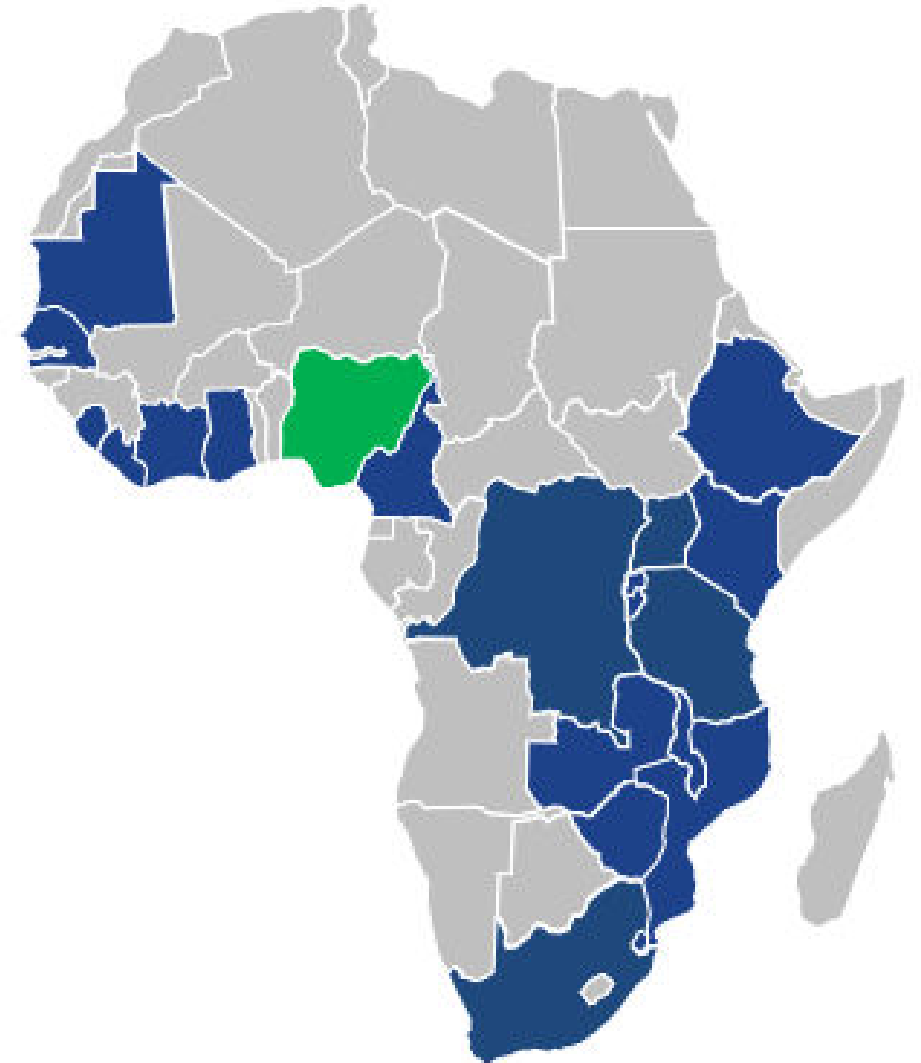
COUNTRY PROGRESS UPDATES

All country presentations are available on the CQUIN website: <https://cquin.icap.columbia.edu/>



Outline

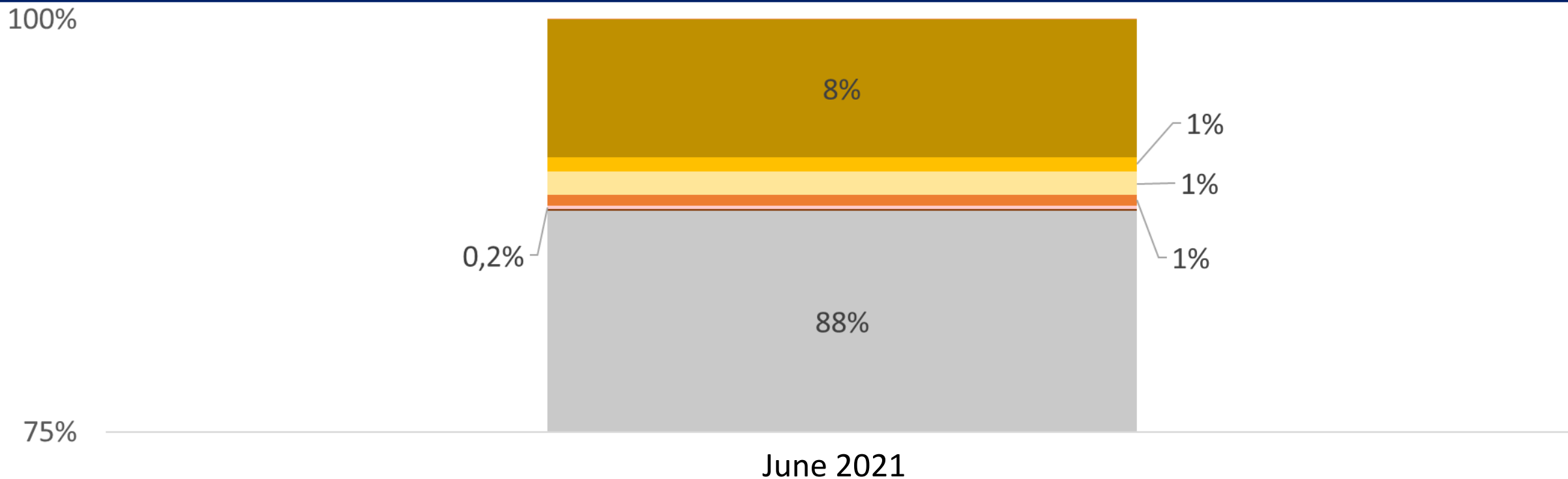
- Introduction
- Nigeria
- Ethiopia
- Summary



Nigeria – CQUIN Dashboard Staging, 2017-2021

Domain	2017	2018 I	2018 II	2019	2020	2021
Policies					Dark Green	Dark Green
Guidelines					Dark Green	Dark Green
Diversity					Dark Green	Dark Green
Scale-Up Plan					Orange	Light Green
Coordination					Orange	Dark Green
Community Engagement					Dark Green	Dark Green
Training					Yellow	Yellow
SOPs/Job Aids					Yellow	Yellow
M&E System					Orange	Orange
Facility Coverage					Light Green	Red
Patient Coverage					Light Green	Red
Quality					Orange	Orange
Impact					Red	Red

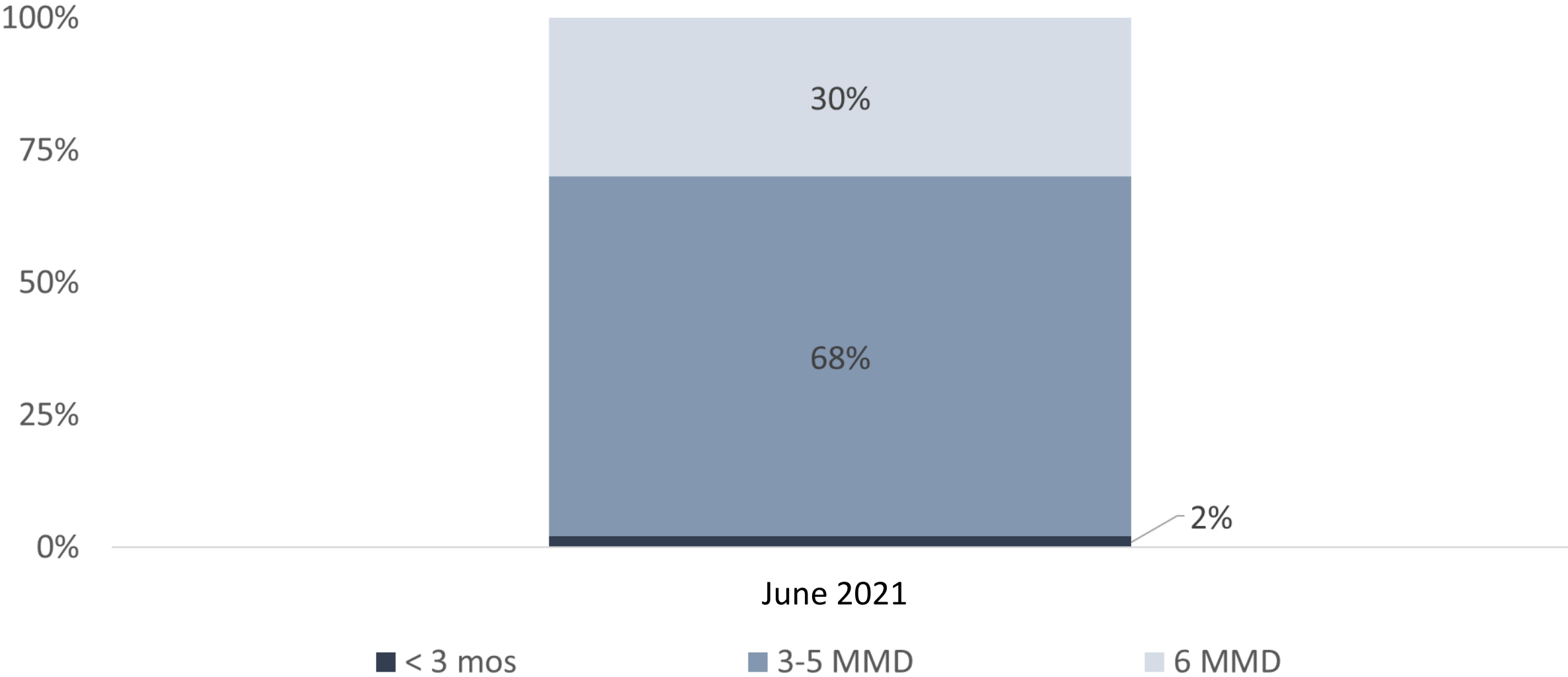
Nigeria: Model Mix



- Standard Track
- Decentralization (Hub and Spoke)
- One-stop shop (KP)
- Home delivery

- Mother-infant pair (mentor mother-led)
- Fast Track
- Community Pharmacy refill
- Community ART Groups (HCW-led)

Nigeria: Quantity of ART Distributed - MMD



Nigeria: Selected Achievements

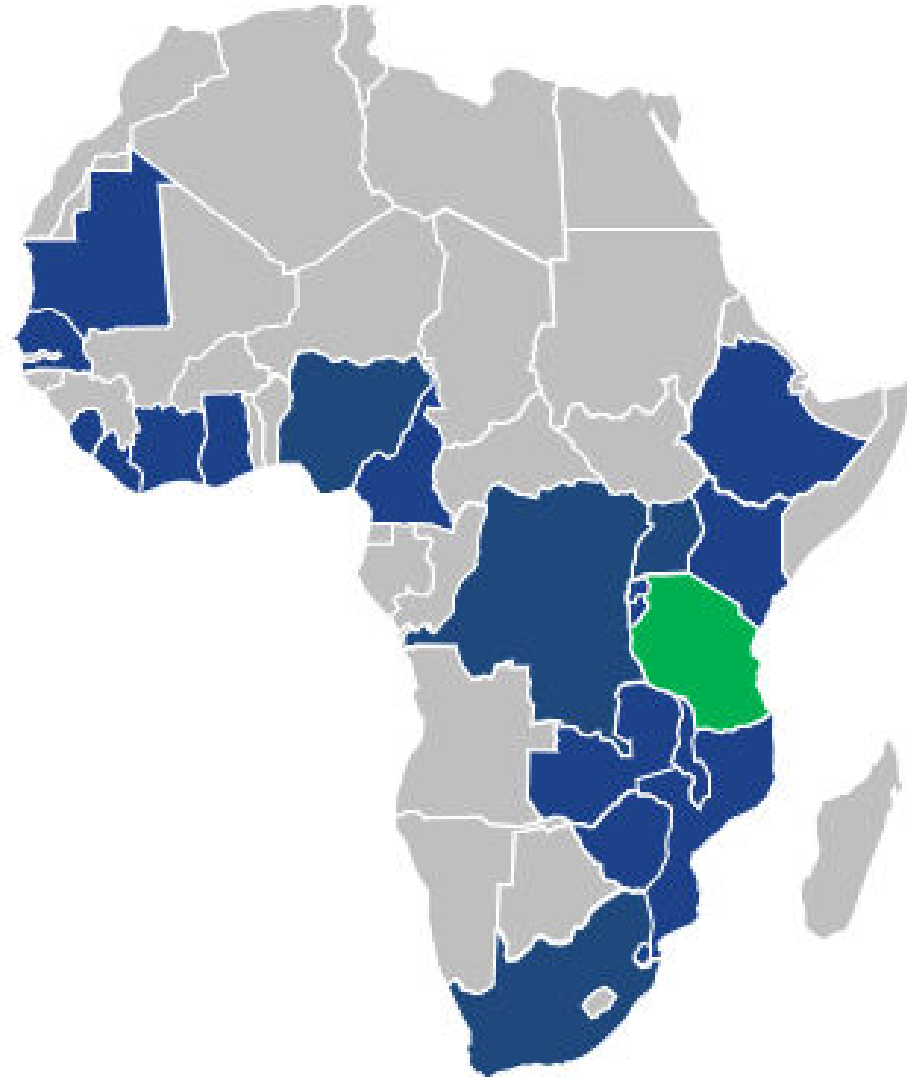
- Worked with multi-stakeholders in country to finalized DSD Operational Guide & SOPs(awaiting dissemination)
- Developed DSD Training curriculum (Participants/Facilitators Manual and Job Aids):awaiting printing and dissemination
- The DSD SI Grant under Global Fund has been approved: to support with technical assistance for policy review and adaptations including virtual services.
- DSD indicators included in national M&E tools
- Conducted first DSD Performance review in two states
- Successful in person south-to-south exchange with Liberia on community DSD

Nigeria: Selected Goals and Targets for 2022

- Scale up of DSD for key population (including persons in closed settings) through the implementation of the DSD GF SI initiative
- Scale up of DSD facility coverage
- Scale up of AHD nationwide and
- Improve monitoring and evaluation of AHD services

Outline

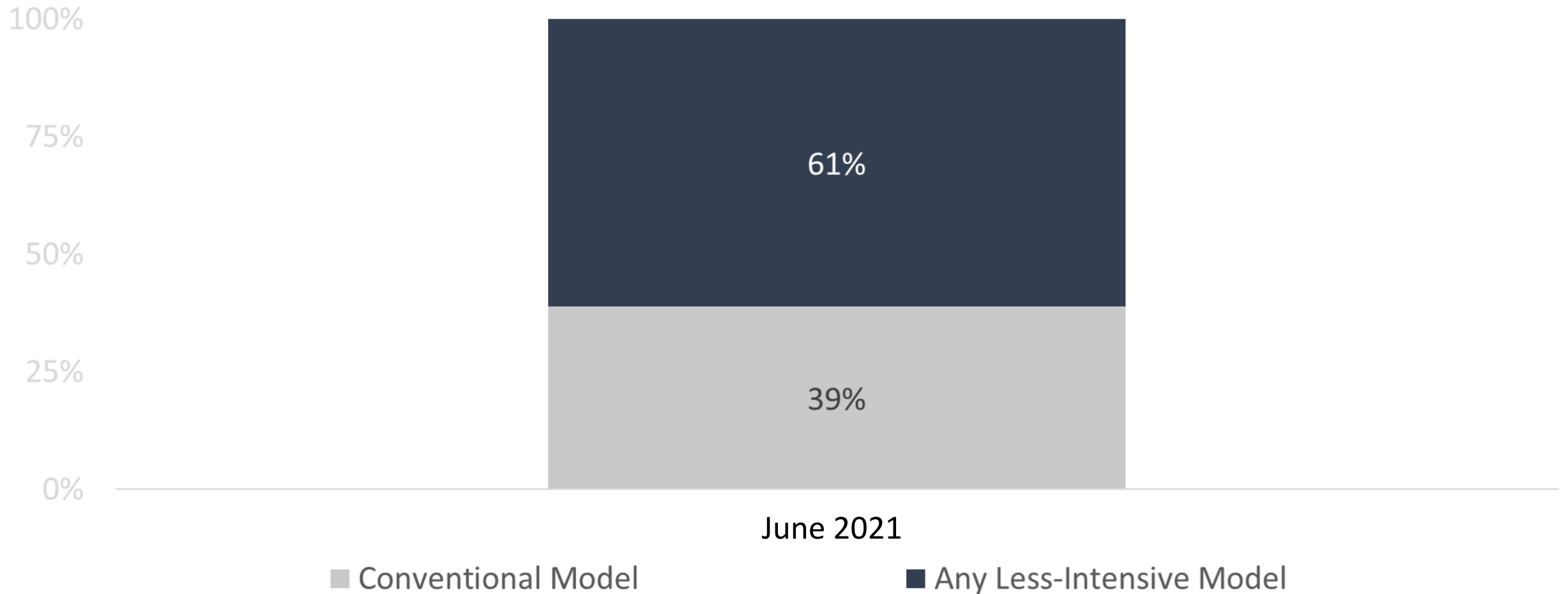
- Introduction
- Kenya
- Tanzania
- Summary



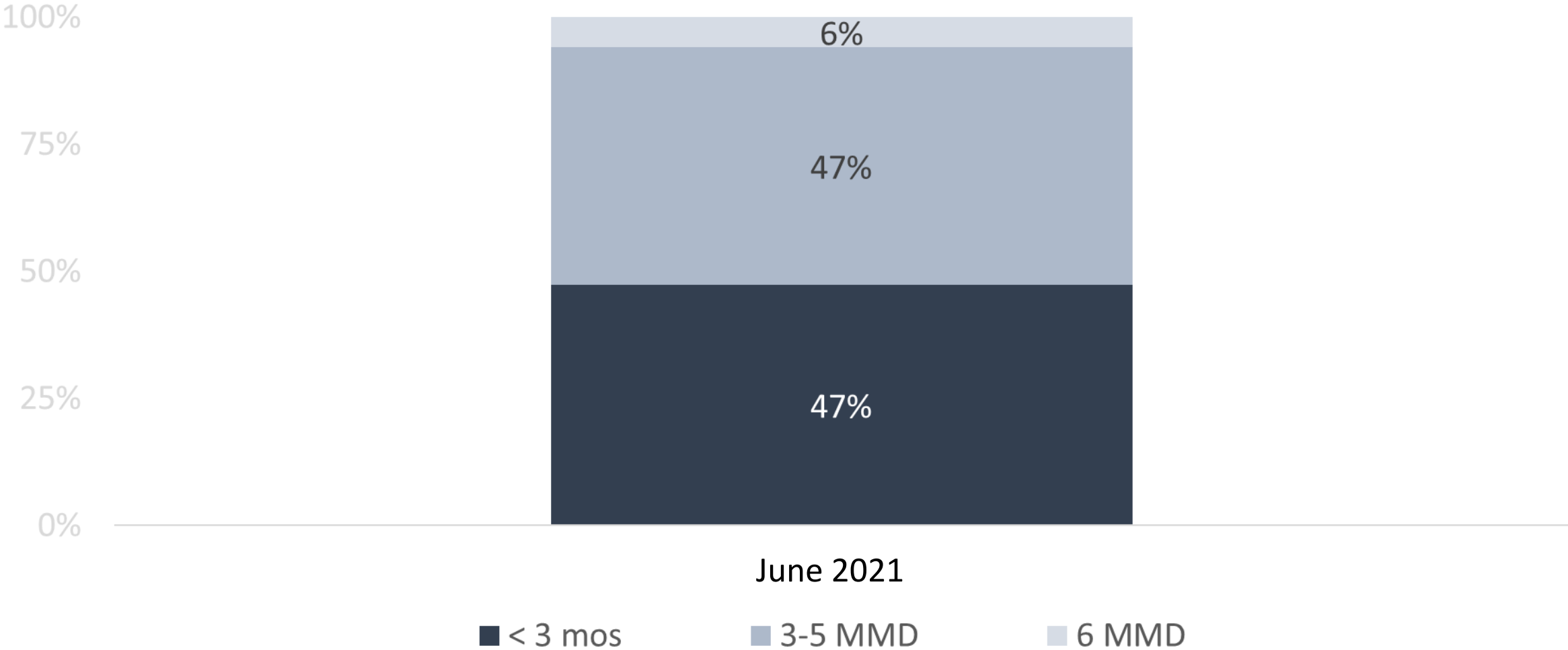
Tanzania – CQUIN Dashboard Staging, 2017-2021

Domain	2017	2018 I	2018 II	2019	2020	2021
Policies			Dark Green	Dark Green	Dark Green	Dark Green
Guidelines			Dark Green	Dark Green	Dark Green	Dark Green
Diversity			Dark Green	Dark Green	Dark Green	Dark Green
Scale-Up Plan			Yellow	Dark Green	Dark Green	Dark Green
Coordination			Dark Green	Dark Green	Dark Green	Dark Green
Community Engagement			Dark Green	Dark Green	Dark Green	Dark Green
Training			Light Green	Light Green	Light Green	Light Green
SOPs/Job Aids			Dark Green	Dark Green	Dark Green	Dark Green
M&E System			Light Green	Dark Green	Dark Green	Dark Green
Facility Coverage			Red	Yellow	Orange	Dark Green
Patient Coverage			Red	Light Green	Dark Green	Dark Green
Quality			Orange	Orange	Orange	Dark Green
Impact			Red	Red	Red	Light Green

Tanzania: Model Mix



Tanzania: Quantity of ART distributed - MMD



Tanzania: Selected Achievements

- Increase patient coverage in less intensive models
- DSD AHD scaled up to more health facilities: availability of CrAg test and fluconazole prophylaxis from 250 to 1,000 and 54 facilities providing CM management.
- Strengthen CQI implementation (revised guidelines & training curriculum, training of HCPs and development of Tanzania National Quality of Care Dashboard)

Tanzania: Selected Challenges

- High Turn over of HCPs: recurrent DSD training needs
- Challenge with identification of positive children, Adolescents and men
- VL TAT

Panelists/Panélistes/Painelistas



Clement Adesigbin
Deputy Director TCS Lead
National AIDS Control
Programme (NACP)
Ministry of Health
Nigeria



Nkechi Okoro
National M&E Lead
Network of People Living with
HIV/AIDS (NEPWHAN)
Nigeria



Akpu Murphy
Deputy Country
Coordinator
PEPFAR
Nigeria



Mastidia Rutaihwa
Program Officer DSD Focal
National AIDS Control
Programme (NACP)
Ministry of Health
Tanzania



Mathew Kawogo
Private Sector &Community
Engagement Manager
National Network of
Positives (NACOPHA)
Tanzania



Edward Machage
Deputy Branch Chief
CDC, Tanzania



CQUIN 5th Annual Meeting

Virtual: November 16-19, 2021

Session 6 starts at 10:00am EST/3:00pm West
Africa/4:00pm Geneva/5:00pm Pretoria/6:00pm Nairobi



HIV Learning Network
The CQUIN Project for Differentiated Service Delivery