



Kenya Country Update

CQUIN 5th Annual Meeting

Dr. Lazarus Momanyi
DSD Coordinator - Kenya MOH NASCOP
16 November 2021



Outline

- **Where are we now?**
 - CQUIN Dashboard Results
 - DART Model Mix
- **How did we get here?**
 - Update on CQUIN Action Plan
 - COVID19 specific adaptations
 - Successes and Challenges
- **2022 goals and targets**

Overview - HIV Burden & Treatment Coverage, Outcomes in Kenya



4.5% HIV Prevalence

5.7%  **3.1%** 

1.5 M PLHIV (all ages)



1,401,498

Adults living with HIV (15+ yrs)

106,807

Children living with HIV (0 - 14 yrs)

New HIV Infections, 2019



41,416 All ages

34,610 Adults (15+)

6,806 Children (0-14)



Children (0 - 14 yrs)

68,011 (63.7% ART Coverage)

87.2% Viral Suppression

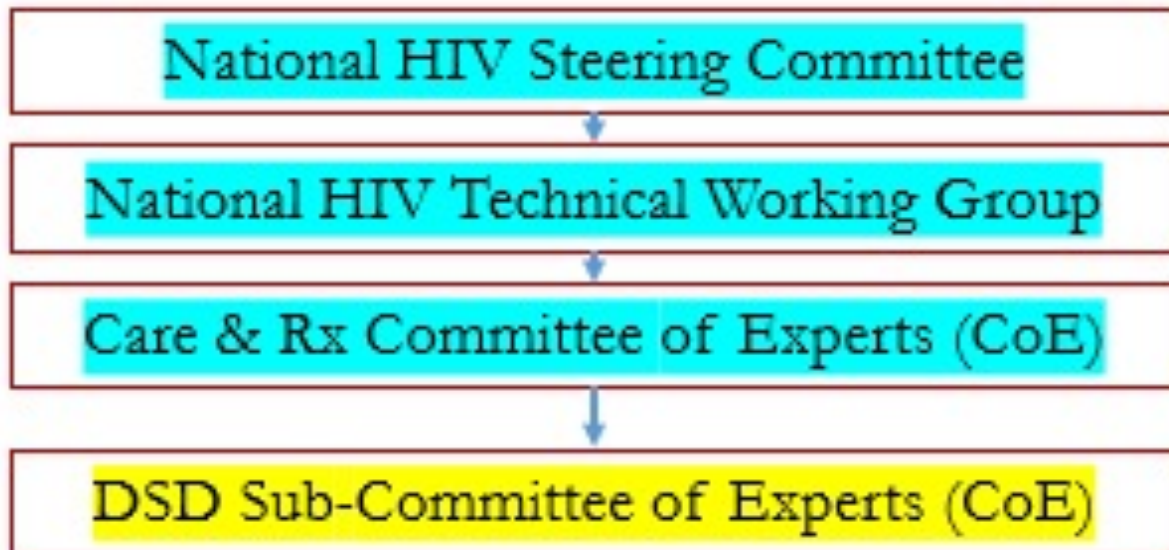
Adults (>15 yrs)

1,164,753 (83.1% ART Coverage)

94.7% Viral Suppression

DSD Coordination & Guiding Documents - Kenya

Coordination



Guidance for DSD



Kenya CQUIN Dashboard Results - 2021

Policies				
Guidelines				
Diversity	Training			
Scale Up Plan	SOPs/Job AIDs	Patient Coverage		
Coordination	M&E System	Quality		
Community Eng.	Facility Coverage	Impact		
Dark Green	Light Green	Yellow	Orange	Red

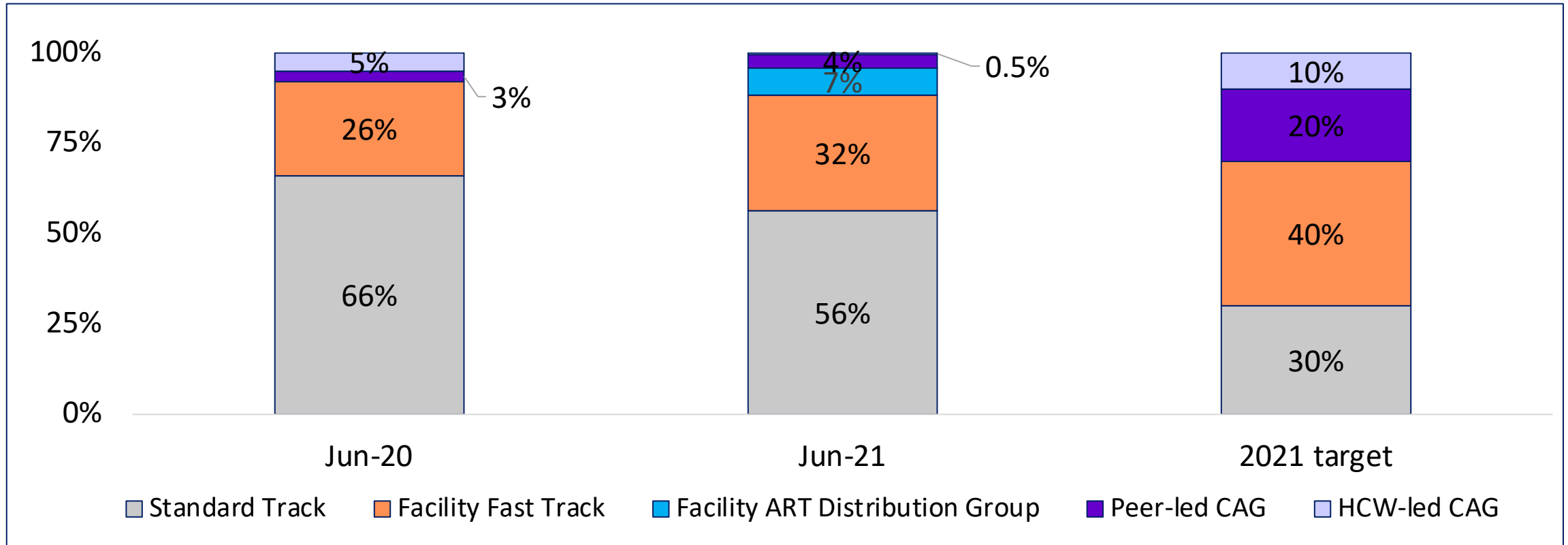
- Indicator Performance: 6/13 (Dark Green), 4/13 (Light Green), 3/13 (Yellow)

Kenya - CQUIN Dashboard Changes: 2017-2021

Domain	2017	2018 I	2018 II	2019	2020	2021
Policies	Green	Dark Green	Dark Green	Dark Green	Dark Green	Dark Green
Guidelines	Green	Dark Green	Dark Green	Dark Green	Dark Green	Dark Green
Diversity	Yellow	Dark Green	Dark Green	Light Green	Dark Green	Dark Green
Scale-Up Plan	Green	Light Green	Dark Green	Dark Green	Yellow	Dark Green
Coordination	Orange	Orange	Dark Green	Dark Green	Dark Green	Dark Green
Community Engagement	Green	Orange	Yellow	Dark Green	Light Green	Dark Green
Training	Yellow	Light Green	Light Green	Light Green	Light Green	Light Green
SOPs/Job Aids	Green	Dark Green	Light Green	Dark Green	Light Green	Light Green
M&E System	Orange	Light Green	Light Green	Light Green	Light Green	Light Green
Facility Coverage	Green	Dark Green	Red	Yellow	Light Green	Light Green
Patient Coverage*	Grey	Grey	Red	Dark Green	Light Green	Yellow
Quality	Orange	Light Green	Orange	Orange	Yellow	Yellow
Impact	Orange	Red	Red	Light Green	Yellow	Yellow

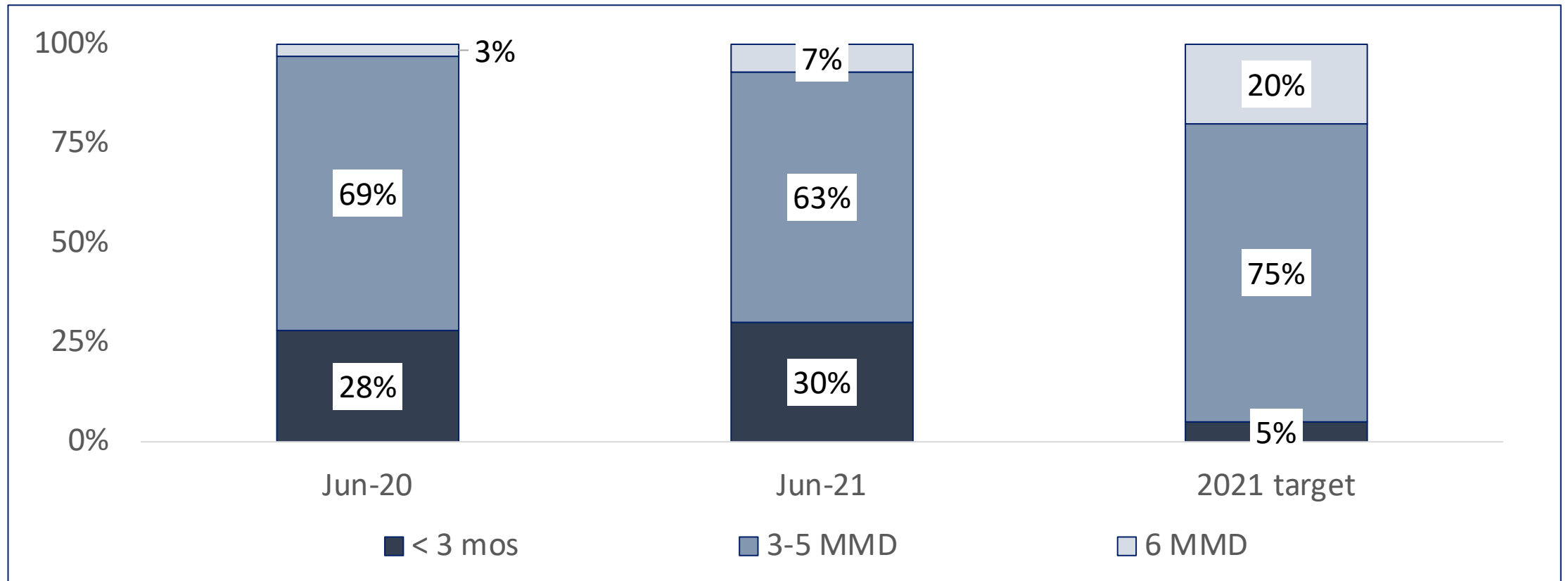
Kenya - Model Mix

June 2020 - 21 Results vs 2021 Targets



- Slight increase in facility fast track model, accounts for majority of clients on less intense models DSDM

Kenya - Quantity of ART Distributed June 2020-21 Results vs 2021 Targets



- Slow scale up achieve targets due to ART commodity supply chain challenges experienced in the year

Kenya - AHD Dashboard Results

Domain	May - Results	July - Re-staging
Policies	Dark Green	Dark Green
Guidelines	Dark Green	Dark Green
Implementation plan	Red	Red
SOPs	Light Green	Light Green
Coordination	Dark Green	Dark Green
Engagement of RoC	Light Green	Light Green
Training	Light Green	Light Green
Diagnostic Capability 1 (Identifying AHD)	Dark Green	Light Green
Diagnostic Capability 2 (Identifying OI)	Light Green	Light Green
Facility Coverage	Dark Green	Yellow
Patient Coverage 1 (Testing for AHD)	Yellow	Orange
Patient Coverage 2 (OI Screening)	Orange	Orange
Patient Coverage 3 (OI Prophylaxis)	Orange	Light Green
Patient Coverage 4 (OI Management)	Dark Green	Dark Green
Supply Chain Management	Dark Green	Dark Green
M&E System	Yellow	Yellow
Quality	Red	Red
Impact	Red	Red

- 1st pilot conducted in May 2021
- Re-staging done in July 2021 using updated AHD dashboard
- Some of the domains staging regressed between May and July due to improved accuracy of staging, data availability
- Pilot has helped Country to identify gaps that need to be addressed to improve the quality of AHD services

Outline

- Where are we now?
 - CQUIN Dashboard Results
 - DART Model Mix
- How did we get here?
 - Update on CQUIN Action Plan
 - COVID19 specific adaptations
 - Successes and Challenges
- 2022 goals and targets

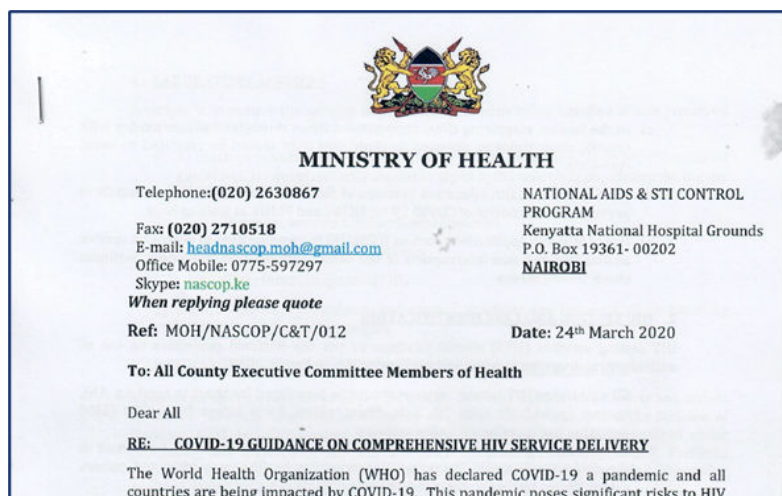
Update on CQUIN Action Plan

- **Activities that have been successfully completed:**
 - Streamlined M/E data reporting for DSD: *DSD reporting indicators included in documentation and reporting tools in recent national M&E tools revision. Dashboards available in the National Datawarehouse (NDWH) – undergoing further updating, improvement*
 - Activation of DSD Sub-Committee of Experts
 - Adoption of Scale up plan for DSD
- **One or two activities that were dropped or is still underway:**
 - National ART Guidelines and DSD Operational Manual revised to align with recent WHO recommendations. *ART guidelines and DSD Operational manual currently under review*
 - DSD Performance Review underway. Data collection in 10 selected Counties; *Dissemination meeting planned end of November 2021*
 - Finalization of IEC materials for engagement of ROC - *to be done in Q2 (Jan-Mar 2022) with support from GF funding for IEC materials after finalization / launch of guidelines*

Activities Added to the Action Plan Mid-year

- **Additional Action Plans - Post Differentiated MNCH meeting in May 2021**
 - Engagement with Division of Reproductive Health (DRH) to streamline policy / programming with PMTCT
 - Integration of FP into community DSD model
- **After the Differentiated KP services meeting in August 2021**
 - Address data quality / streamline reporting for KP cascade in KHIS and the National Datawarehouse
 - Stigma and Violence prevention and response programs – sensitization programs
 - Scale up community led interventions / monitoring
 - Strengthen TWGs at County level (coordination of KP services) – continuous support

COVID-specific Adaptations



Policy Changes

- Three Multi Month Dispensing (3-MMD) for all clients regardless of age or previous viral load
- Scale up of ART distribution through Community ART Groups (CAGs), home ART distribution by CHVs / peer educators
- Prioritized viral load testing for new patients, PMTCT and those with suspected treatment failure
- Scale up of mobile based appointment and adherence platforms like *Ushauri*
- **Post-COVID-19**
 - Expansion of MMD in revised guidances – post COVID-19

Successes

- National guidance/policy shift issued during COVID-19 ensured continuity of service for RoC
- Worked with multi-stakeholders in country to adopt the new WHO guidance for DSD into the draft revised national ART guidelines and DSD operational manual
- DSD M&E indicators have been included in the revised national M&E tools
- Inclusion of funding requests in GF funding for HCW training for DSD.
- Support from PEPFAR for DSD performance review activities
- Successful virtual south-to-south exchange with Eswatini on NCD integration

Challenges

- Recent national stock level challenges for availability of key ART commodities e.g., TLD affected scale up of MMD
- Erratic supply chain for Viral Load Reagents impaired assessment of RoC for stability and transition to less intensive DSD models

Outline

- Where are we now?
 - CQUIN Dashboard Results
 - DART Model Mix
- How did we get here?
 - Update on CQUIN Action Plan
 - COVID19 specific adaptations
 - Successes and Challenges
- **2022 goals and targets**

2022 Goals and Targets

By CQUIN's next annual meeting (end-2022):

- 70% of people on ART will be in less-intensive DSD treatment models
- Plans for model mix *e.g.*
 - Inclusion of decentralized ART distribution for ART through a pharmacy model
 - Expansion of 3-6 MMD; inclusion in policy, pre-requisite national buffer
 - Scale up of models for children (family model) and AYP (facility AYP clubs)
- Plans to integrate TB/HIV services into less-intensive models?
 - Screening for TB already included in less-intensive models
- Plans to integrate NCDs services into less-intensive models?
 - Inclusion of BP screening in less-intensive DSD models – couple of pilots already ongoing
- Plans to integrate family planning into less-intensive models?
 - Capacity building of HCWs, integration of oral FP into less-intensive DSD models

2022 Goals and Targets - (2)

- **Plans for AHD services:**
 - Review, address availability of data for diagnostics and patient coverage
 - Capacity building of HCWs – management of AHD (spec. CM)
- **Plans for differentiated MNCH services**
 - Scale up of DSD models specifically for AGYW
 - Streamline policy/planning between NASCOP/DRH
- **Plans for differentiated KP services**
 - Scale up community led monitoring, harm and stigma reduction interventions
 - Streamline KP data reporting in national M&E systems
- **Plans for differentiated HIV services for mobile, migrant and/or displaced people;**
 - Scale up models esp for migrant populations in Arid and Semi Arid Location Counties - ART outreach model
- **Nation wide DSD performance review in all the 47 Counties**

2022 Goals and Targets - (3)

What is the one *most important* DSD-related goal or target in your country's plans for 2022?

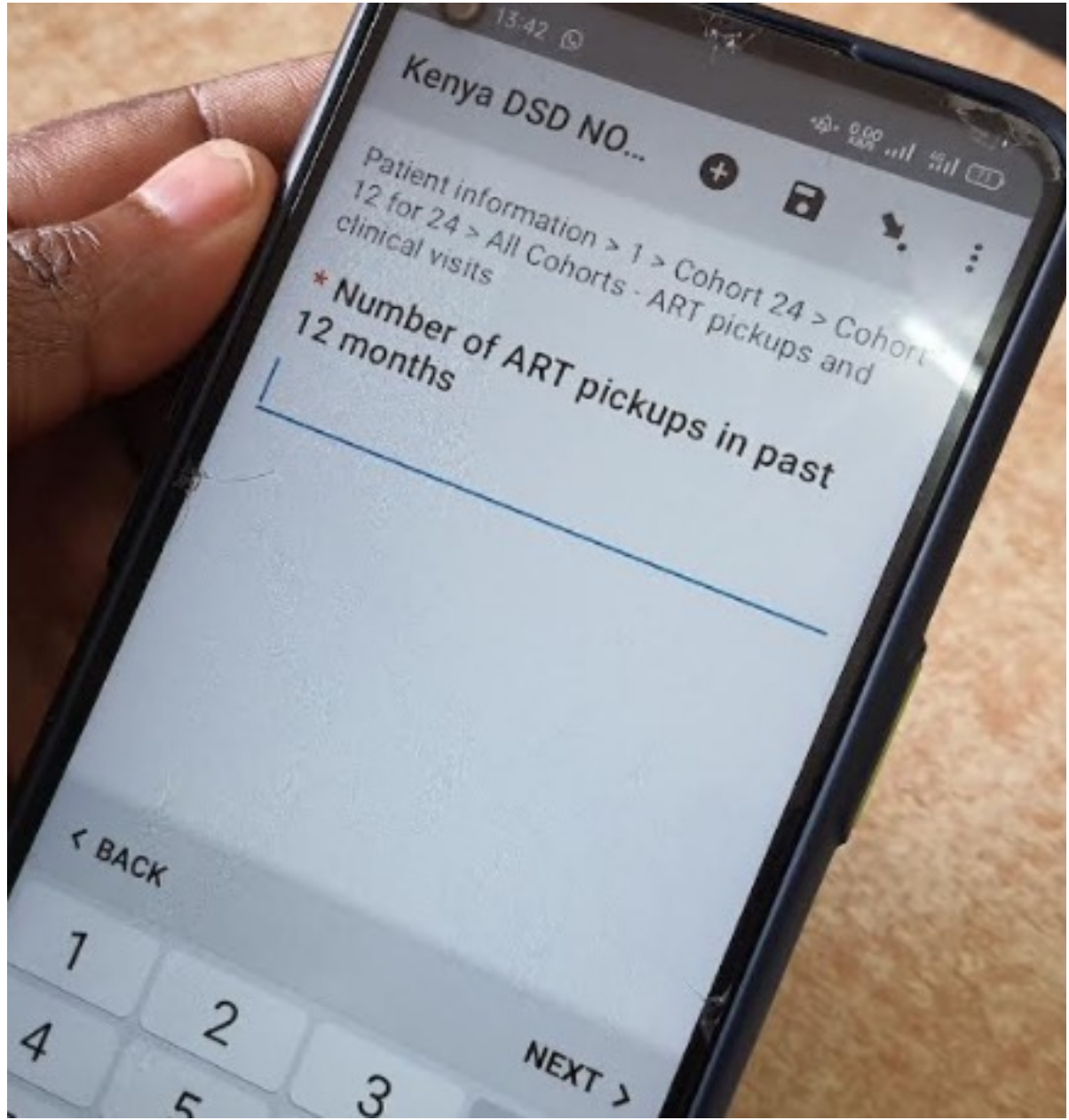
- ***Increase of less-intensive DSD model patient coverage***

NEWLY STARTED ON ART CURRENT ON ART ART OPTIMIZATION ADVERSE EVENTS - AE DSD VL MONITORING TREATMENT OUTCOMES

DIFFERENTIATED SERVICE DELIVERY

County: Sub-County: Facility:

- Indicator Definitions
- MMD = Multi Month Dispensing. The duration between clinic visit date and next clinic appointment of 90 or more days
 - In computing the patients current on ART, those with a visit date but do not have a next appointment date have 30 days added to their visit date to imp
 - Stable patients is based on documented stability status on the EMR
 - ** In this Dashboard the Number of Stable Patients excludes 0-19Yrs



Acknowledgements

- Kenya MOH
- CQUIN
- County Governments
- PEPFAR
- Global Fund
- Networks of PLHIV in Kenya