



# CQUIN 5<sup>th</sup> Annual Meeting

Virtual: November 16-19, 2021

Data Drives Decision Making among HIV Services for Sex Workers in South Africa

Helen Savva

Key Populations Lead, CDC South Africa

17 November 2021



HIV Learning Network  
The CQUIN Project for Differentiated Service Delivery

# Sex Workers in South Africa

## South Africa Overall Data

- Population Size Estimate: 124,000
- Estimated HIV Prevalence: 58%

## Cape Town

- Population Size Estimate: 6,500
- Estimated HIV Prevalence: 43%

## eThekweni

- Population Size Estimate: 9,300
- Estimated HIV Prevalence: 78%

## Johannesburg

- Population Size Estimate: 7,980
- Estimated HIV Prevalence: 58%



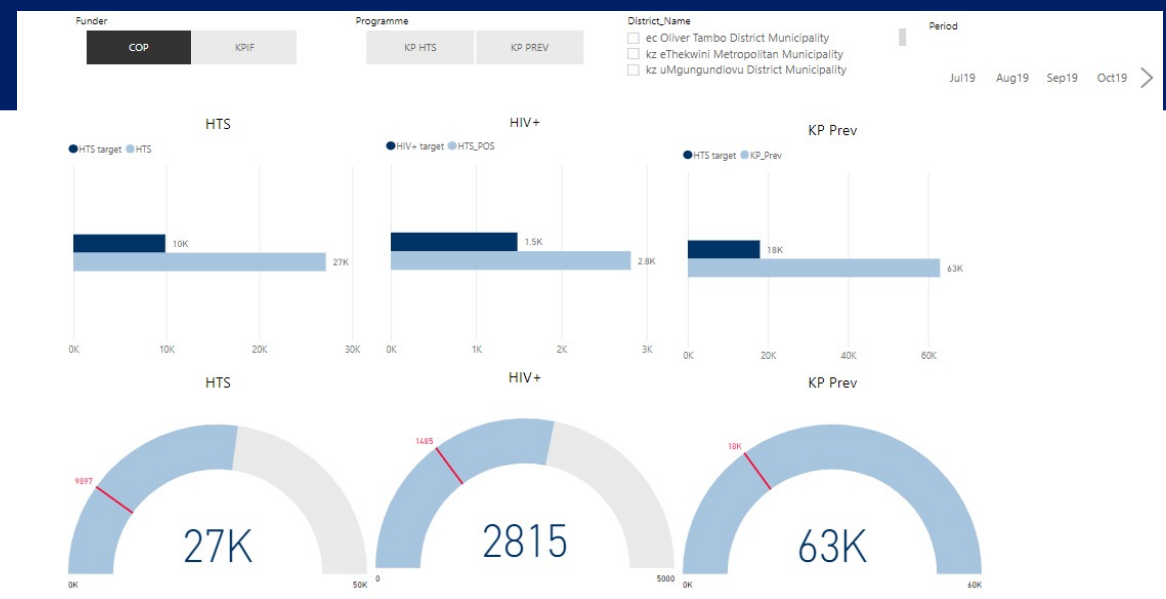
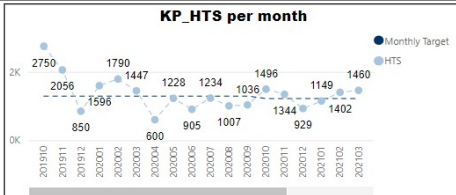
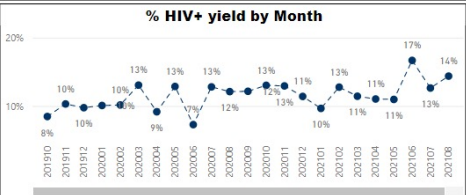
# KP\_HTS Dashboard

COP15 COP16 COP17 COP18 COP19 COP20

CDC2 - Comprehe... DREAMS Key Population Inv... TB HIV Care

- ec Chris Hani District Mu...
- ec Oliver Tambo Distr...
- kz eThekwni Metropolita...
- kz iLembe District Mu...
- kz uMgungun...
- kz Uthukela District Mu...
- mp Ehlanzeni District Mu...
- mp Gert Sibande Dis...
- mp Nkangala District Mu...
- nw Dr Kenneth Ka...

District	Target	HTS	HTS SW	HTS MSM	% target	HTS_POS	% HIV+ yield	ART	TX_New	% KP ART	STI treatment
<b>ec Chris Hani District Municipality</b>	684	213	210	3	31%	14	7%	13	13	93%	33
<b>ec Oliver Tambo District Municipality</b>	3 283	3089	3073	7	94%	263	9%	199	192	76%	547
<b>kz eThekwni Metropolitan Municipality</b>	7 819	9560	9407	136	122%	1382	14%	1358	1358	98%	1418
<b>kz iLembe District Municipality</b>	521	696	668	28	134%	143	21%	136	136	95%	293
<b>kz uMgungundlovu District Municipality</b>	3 387	6189	6047	37	183%	779	13%	839	839	108%	1502
<b>kz Uthukela District Municipality</b>	566	722	680		128%	107	15%	107	107	100%	204
<b>mp Ehlanzeni District Municipality</b>	3 054	2565	2546	5	84%	194	8%	134	132	69%	86
<b>mp Gert Sibande District Municipality</b>	2 030	2184	2161	19	108%	191	9%	151	151	79%	335
<b>mp Nkangala District Municipality</b>	2 414	2348	2326	19	97%	285	12%	259	259	91%	163
<b>nw Dr Kenneth Kaunda District Municipality</b>	1 684	1283	1280	1	76%	142	11%	125	125	88%	67
<b>nw Ngaka Modiri Molema District Municipality</b>	1 657	756	742	12	46%	86	11%	56	55	65%	41
<b>wc City of Cape Town Metropolitan Municipality</b>	3 079	2980	2952	25	97%	139	5%	136	136	98%	157
<b>Total</b>	<b>30 178</b>	<b>32585</b>	<b>32092</b>	<b>292</b>	<b>108%</b>	<b>3725</b>	<b>11%</b>	<b>3513</b>	<b>3503</b>	<b>94%</b>	<b>4846</b>



# Partners Monitor Progress Towards Targets


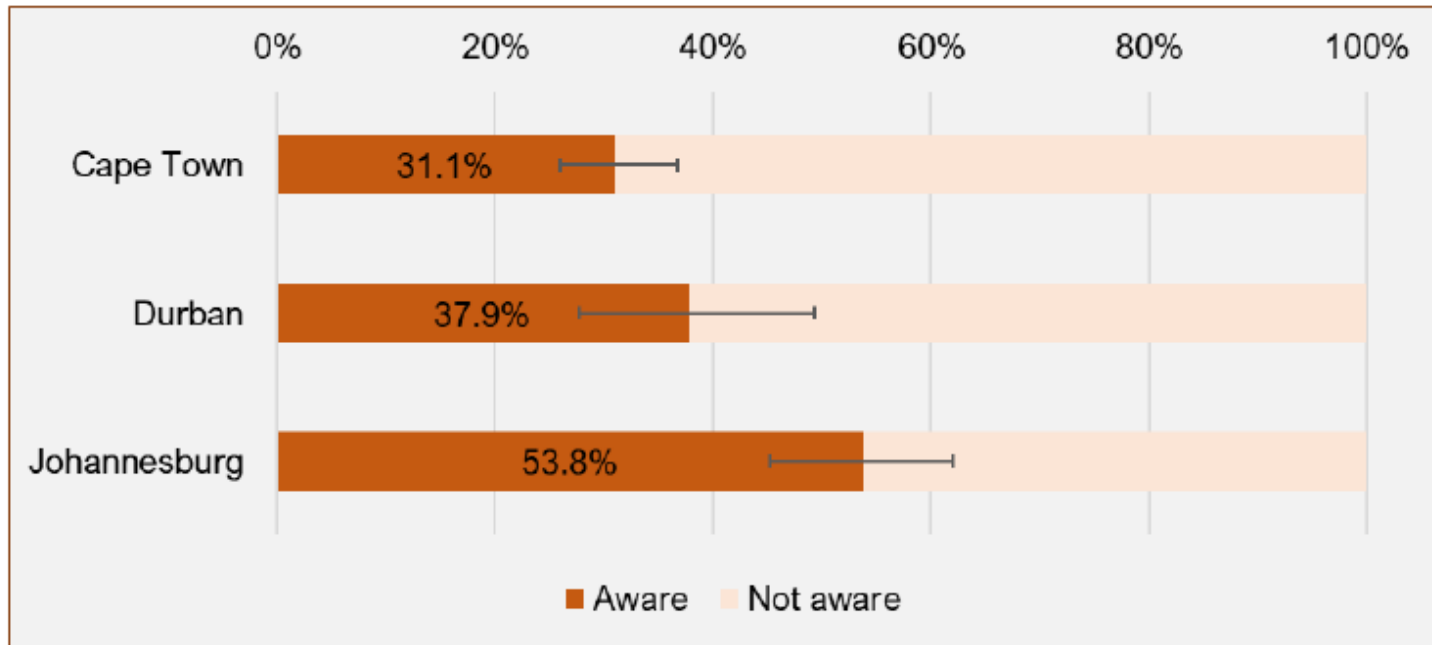
# Regular Data Collection, Visualizations *and* *REVIEW*

- Monthly reports from implementing partners
- Standardized MER indicators that measure the performance of the comprehensive program
- Power BI Dashboard visualizations
- Regular reviews of data to inform action



# Using Surveillance to Refine our Response

**Figure 3: Awareness of HIV pre-exposure prophylaxis among female sex workers not living with HIV, South Africa Health Monitoring Study 2018**



Raise awareness and understanding of PrEP

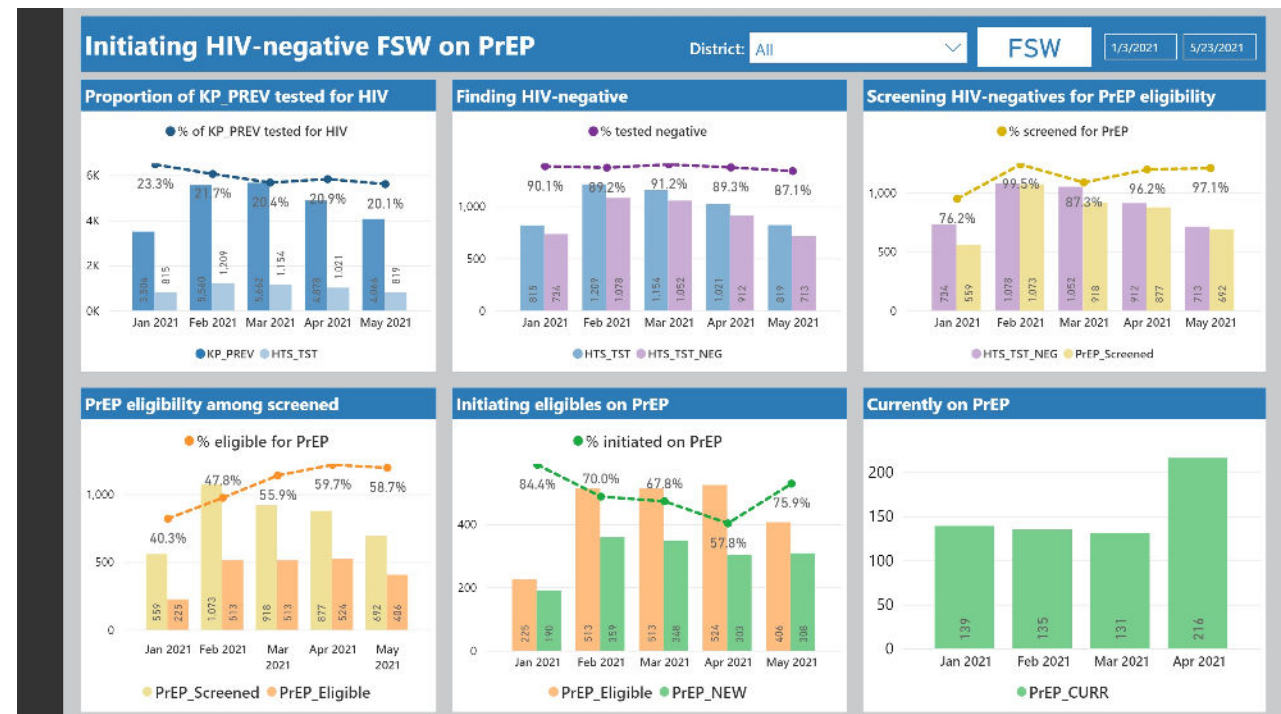
Error bars represent 95% confidence intervals.

Source: Aurum Institute. South African Health Monitoring Survey, 2018

CQUIN 5th Annual Meeting, November 16-19, 2021

# Scaling up PrEP among FSWs

- PrEP first rolled out among sex workers in South Africa in 2016
- This led to an unintended adverse effect of the perception of stigmatization
- Close monitoring using custom indicators and cascades allow us to pinpoint weak areas in the PrEP cascade and immediately course correct





# Bereka Girl

## Bereka Girl Campaign Supports Sex Workers on PrEP

Bereka Grl (“Working Girl” in Setswana) aims to recruit and retain sex workers on PrEP

# SMS encourage FSWs to adhere to PrEP

## Adherence

- Congratulations on making the decision to take control of your health! Have you taken your pill?
- Got questions or want to check out info on side effects? Contact your case manager on 060 312 0286.
- Countdown: Four days until you are protected. Time to take your pill.
- Stay strong! Keep your mind on staying healthy and your loyalty prize. Take your pill.
- Countdown: Two days until you are protected. Take that pill.
- One more day until full protection! Check in with your case manager on 060 312 0286 if you have any questions. Don't forget your pill.
- If you have been taking your pill every day, you are now protected! Well done! Keep going to stay healthy!

## Appointment Reminders

- Have you made plans to get to your appointment coming up on [date]?
- Appointment day! We're looking forward to seeing you today.

## Health Tips:

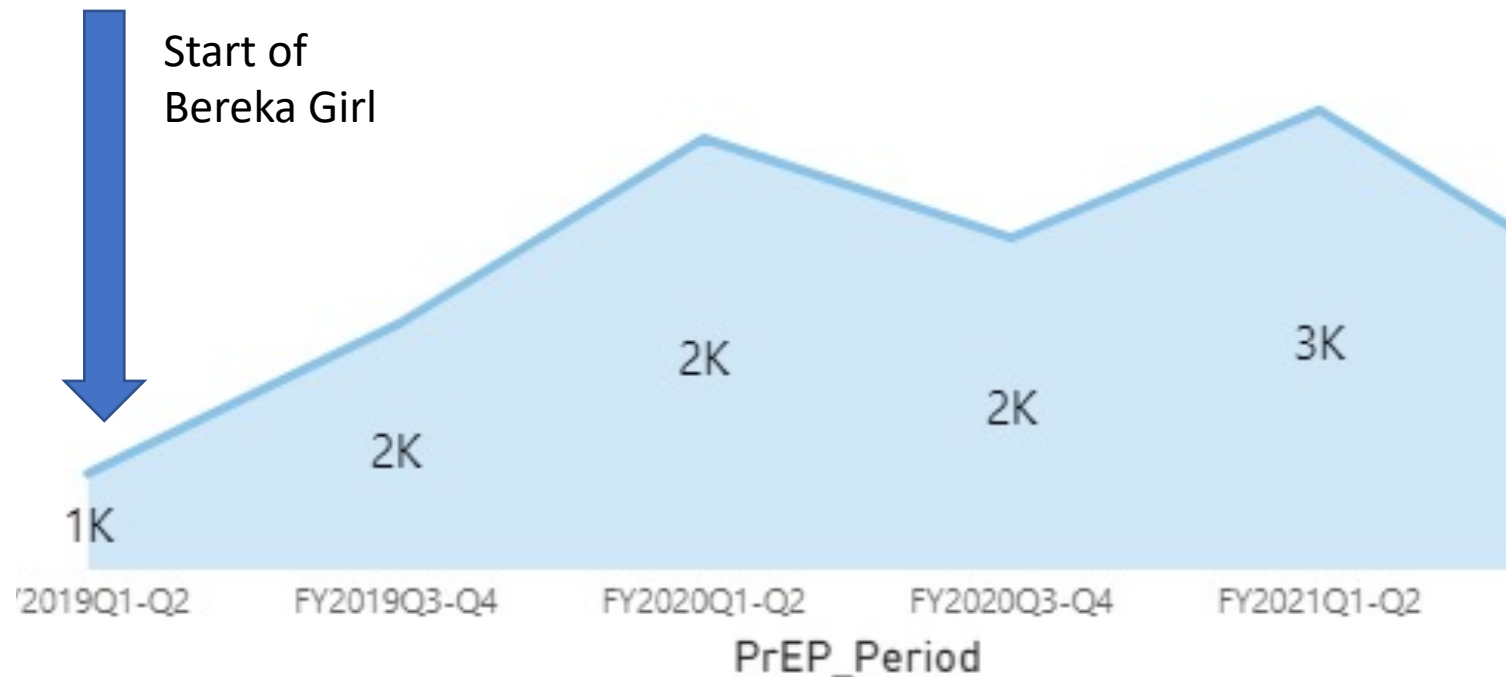
- Drinking water makes your skin hydrated and beautiful. Aim for 6 – 8 glasses a day to stay juicy! More info: 060 312 0268. Reply STOP to opt out
- Did you know? Taking one pill a day can keep you HIV free. In South Africa, 1 in 5 adults is HIV positive. More info: 060 312 0268. Reply STOP to opt out



## Patients starting PrEP

ROUP, PREP\_PERIOD

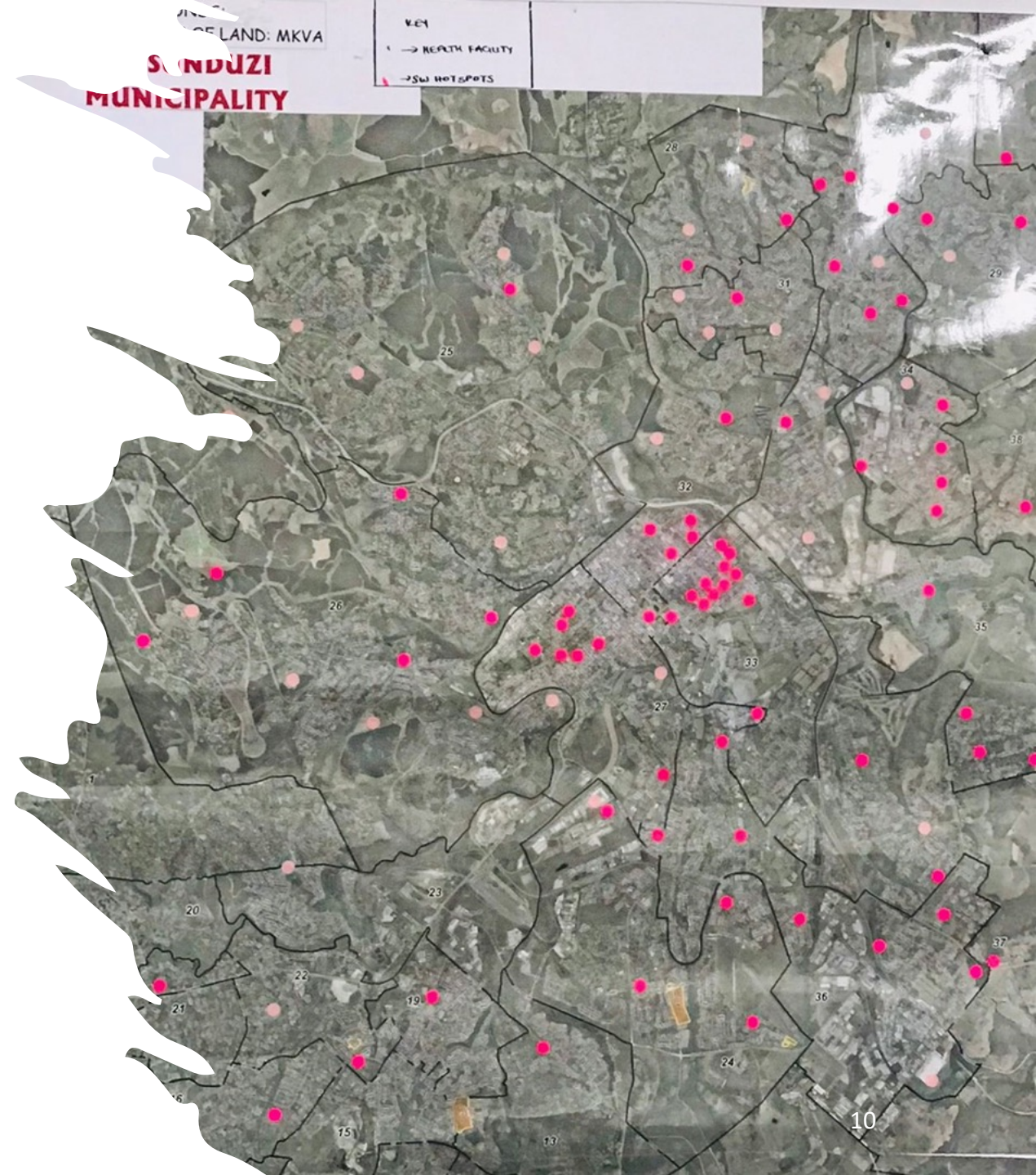
up ● FSW



Bereka Girl resulted in a steady upward trend in new PrEP initiations, with some dips due to COVID lockdowns

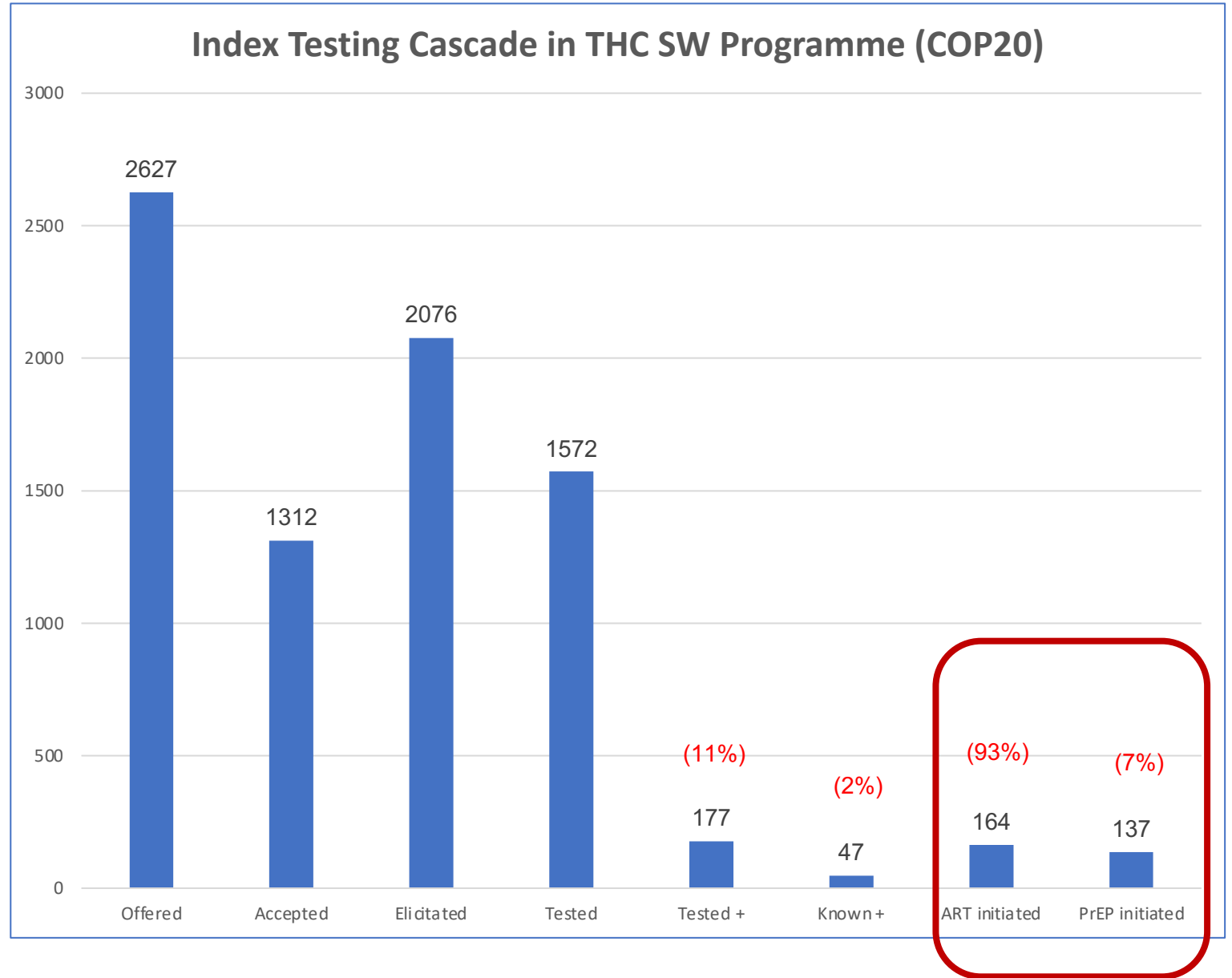
# The Power of Peers: Finding Sex Workers

- Peer educator or social network seed identifies new sites
- Outreach team verifies the site and also profiles it by establishing:
  - Population size estimates
  - Type of site (e.g., indoor/outdoor)
  - Hours of operation
  - Demographic profile of FSWs
  - Risk profiles and safety assessments
- Site data are captured on excel to help inform outreach activities
- A paper-based map of each district is used to plot SW locations
- Remapping is done quarterly



# Key Populations Do Not Exist in Isolation: Finding Surrounding Communities through Index Testing

---



# Monitoring to Ensure that No Harm is Done

## Supervision Assessments

- Conducted by Quality Improvement manager and site leads each quarter
- Tailored mentoring conducted as needed

## REDCap Assessments

- Conducted online with site leads
- Bi-annual assessment
- Use to report adverse events (none reported)

## Reasons for Refusing Index Testing

No reason given	9% (n=111)
No time for elicitation interview	4% (n=49)
Don't believe services are confidential/afraid partner will learn of my identity	4% (n=53)
<b>Afraid of IPV/ abandonment by partner</b>	<b>24% (n=295)</b>
Partner is already stable on treatment	13% (n=155)
Partner lives/ works far away	23% (n=282)
Clinic hours not convenient for partner	2% (n=24)
Other	21% (n=257)

# Effective Use of Data Strengthens Epidemic Control

- CDC South Africa uses multiple sources of data to:
  - Strengthen our program to ensure high quality and relevant services through identifying:
    - Weaknesses and taking action
    - Strengths and sharing best practices
  - Ensure accountability
  - Ensure effective planning and resource allocation
  - Improve the lives of sex workers and their surrounding communities
  - Reach HIV epidemic control among a highly stigmatized and marginalized population

Thank you for your attention

A special thanks to TB HIV Care for their support in developing this presentation and for the high quality and compassionate services provided to sex workers in South Africa