



# CQUIN 5<sup>th</sup> Annual Meeting

Virtual: November 16-19, 2021

Differentiated Service Delivery: the PEPFAR perspective

Katy Godfrey

Senior technical advisor OGAC

November 2021



HIV Learning Network  
The CQUIN Project for Differentiated Service Delivery

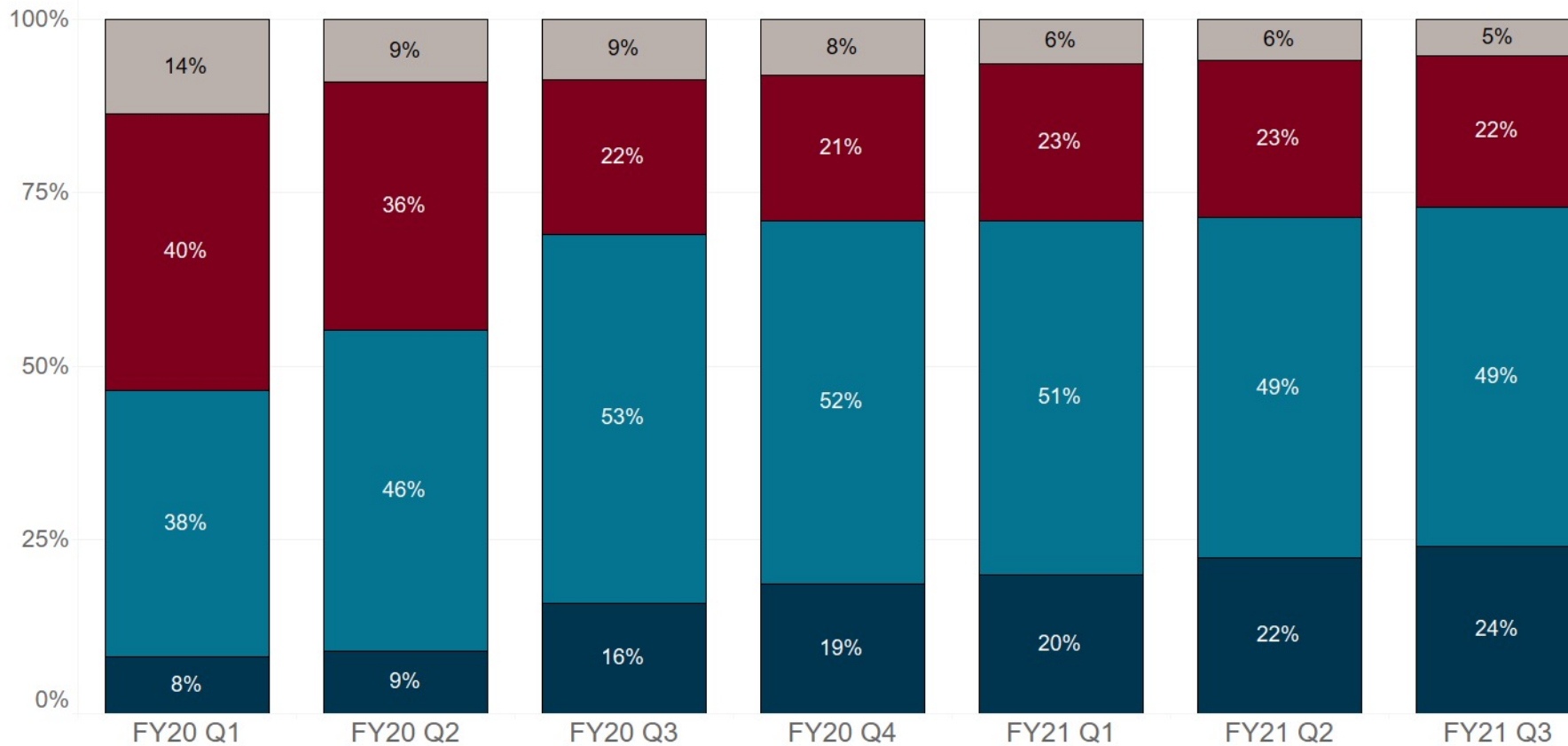
# Differentiated Service delivery and multimonth dispensing

- Separation of drug delivery and clinical care
- All individuals should get 3 months, preferably 6 months of drug
- Decentralized delivery-using other pick-up points besides clinic pharmacy
- Delivery of other required meds including ARVs
  - HIV related eg Cotrimoxazole, TPT
  - Non-HIV related: in setting of COVID-19 PEPFAR permissive for delivery of other meds.

# % of clients on ART by number of months of ARVs dispensed

## MMD Breakdown

TX\_CURR by MMD Duration



■ Not Reported  
■ <3 Months (non-MMD)  
■ 3-5 Month MMD  
■ 6+ Month MMD

% of clients on 6MMD has increased 3-fold from FY20 Q1.

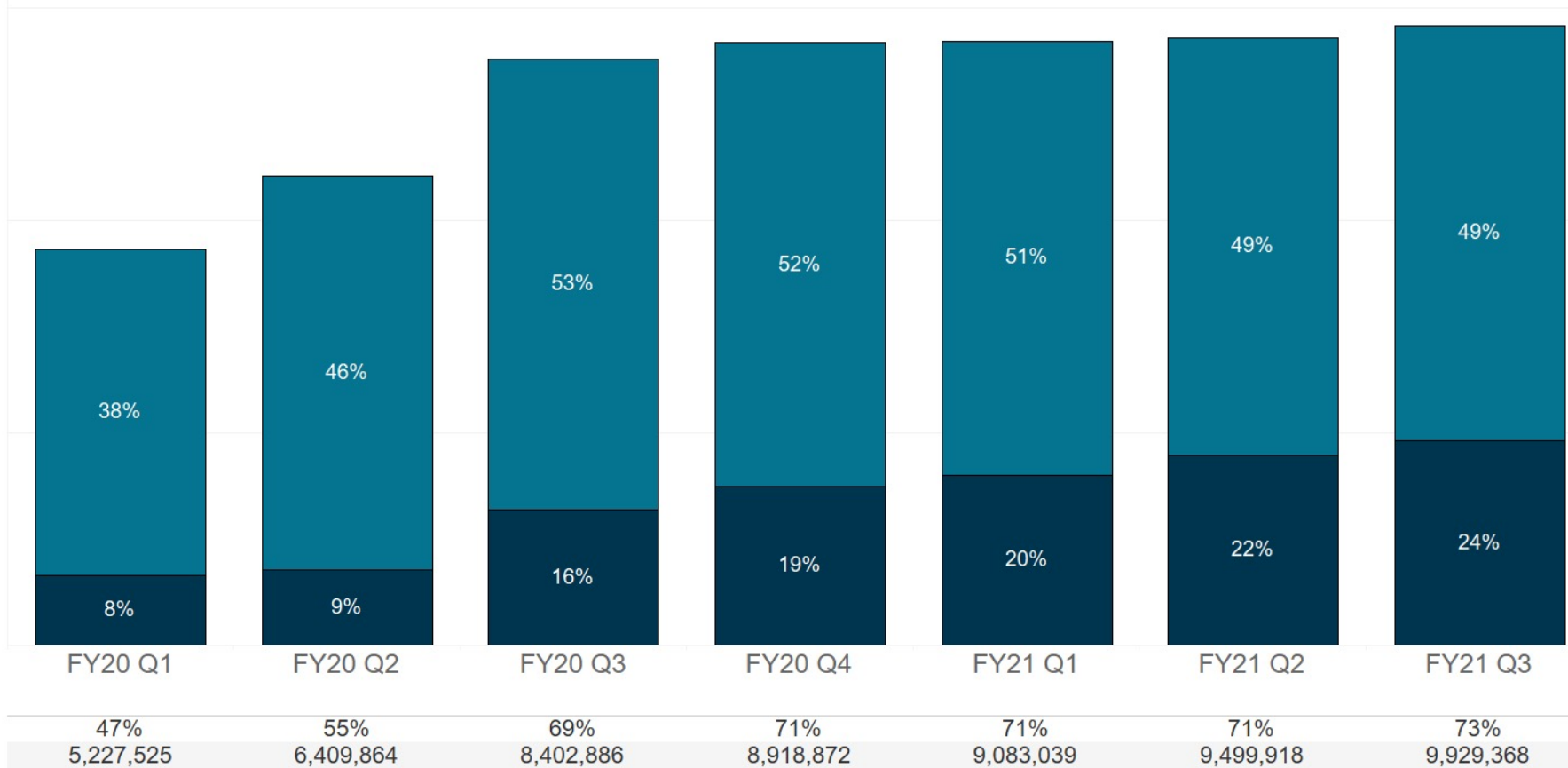
MMD coverage is high but growth has slowed.

3-5MMD coverage remained at 49% in Q3; 6MMD coverage increased to 24%.

# MMD coverage and # of clients on MMD

## MMD Totals

TX\_CURR by MMD Level



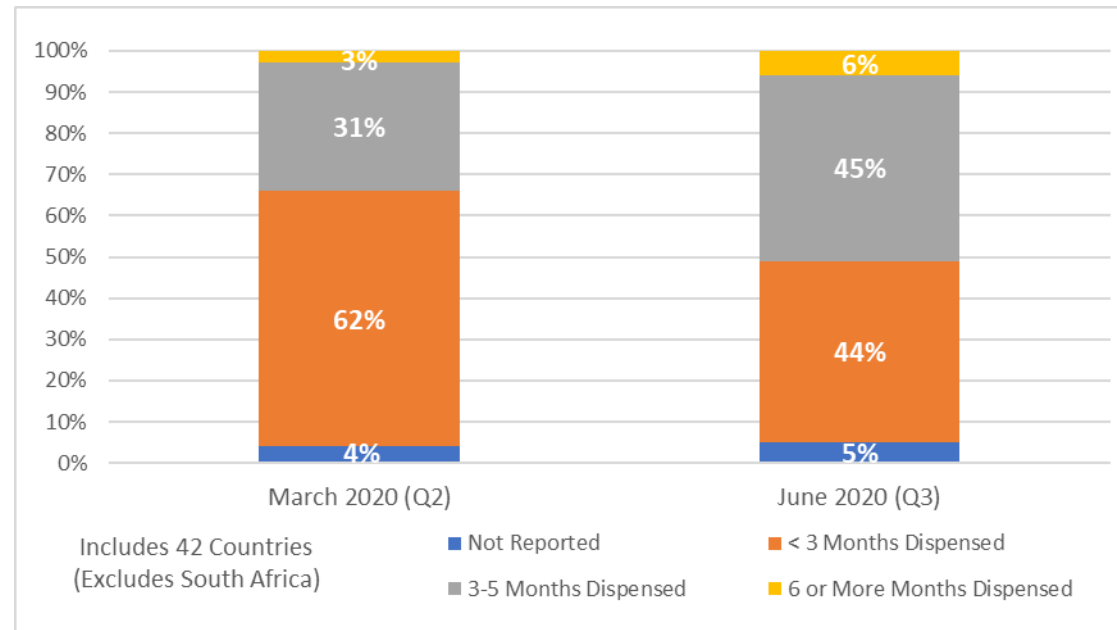
In total, nearly 10M individuals on ART are receiving at least 3MMD.

Q3 was the first quarter PEPFAR increased 3+MMD coverage since FY20.

This is likely due to the increase in MMD reporting completeness and 6MMD coverage.

■ 3-5 Month MMD  
■ 6+ Month MMD

# Pediatric MMD CLLHIV <15





# Does MMD improve treatment outcomes?

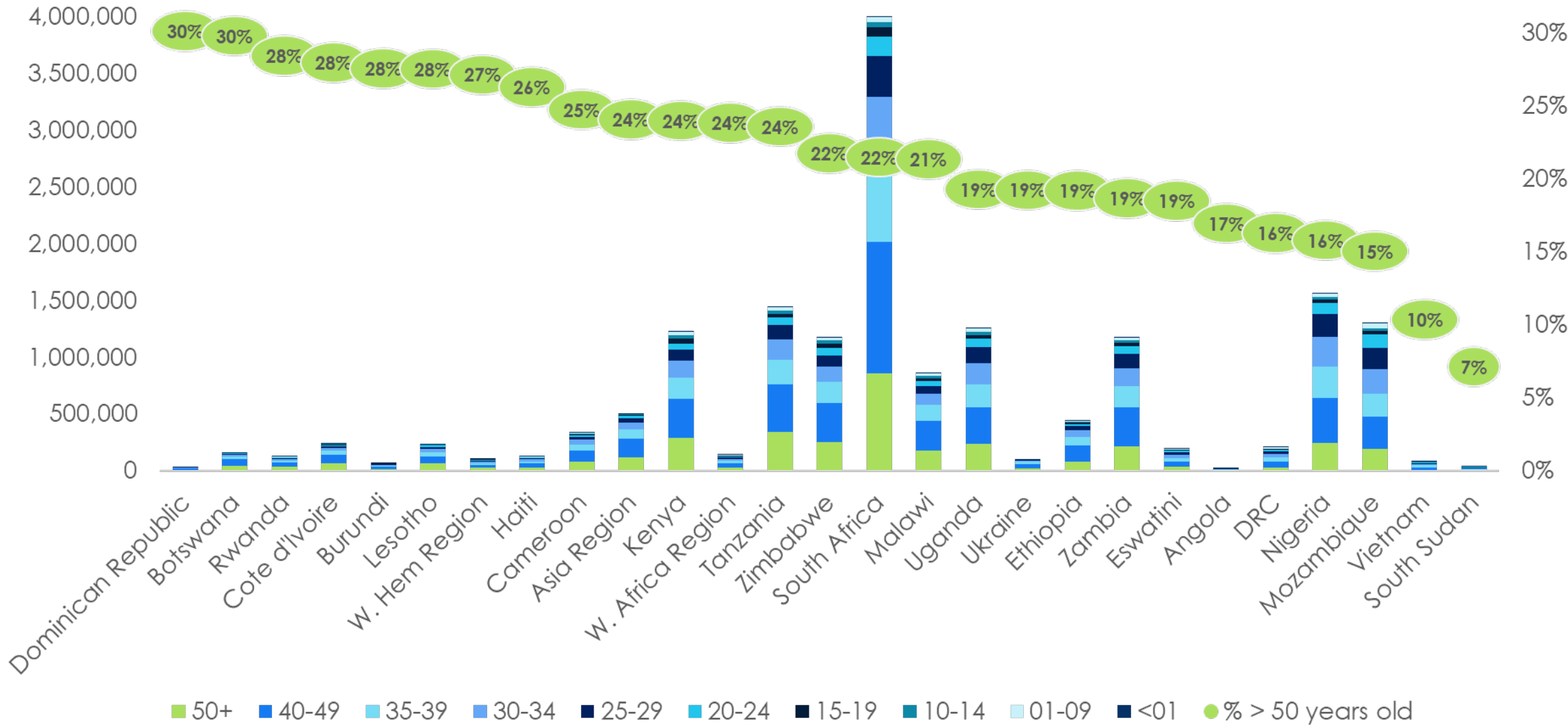


# DSD and person centered care

# Aging population

4,500,000

35%



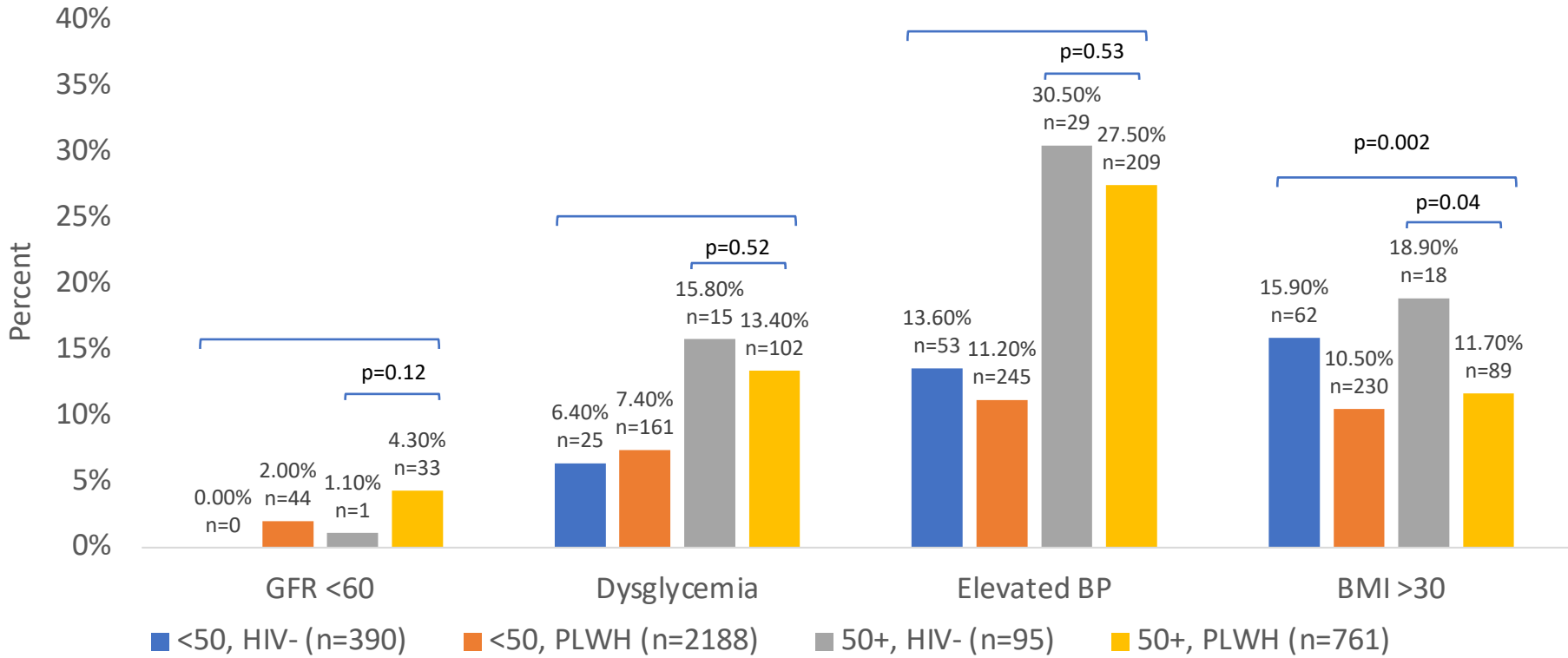
**18 YEARS OF SAVING LIVES THROUGH AMERICAN GENEROSITY AND PARTNERSHIPS**



# What about comorbidities? Preliminary data from Ethiopia

- Facility based chart review of individuals over 40
- Not comprehensive, charts randomly selected at several sites.
- Looked for HTN, DM, hyperlipidemia, renal insufficiency and obesity and others
- Likely underestimated prevalence of these conditions-data not collected routinely or noted in charts
- HTN occurred in 8.2%, DM 5.3%, CRI 7.3%
- At least 1 NCD: 22%

# AFRICOS data




Chang 2021  
 Conference on  
 Aging and HIV



**18 YEARS OF SAVING LIVES THROUGH AMERICAN GENEROSITY AND PARTNERSHIPS**

# Burden of co-morbid disease South Africa

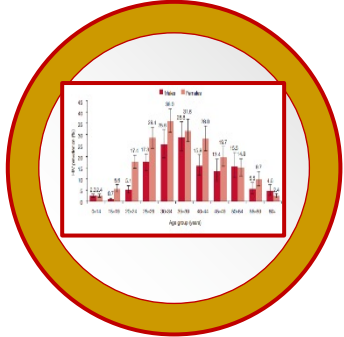
## Total Population



58.78 Million people

(Source: Stats-SA 2019)

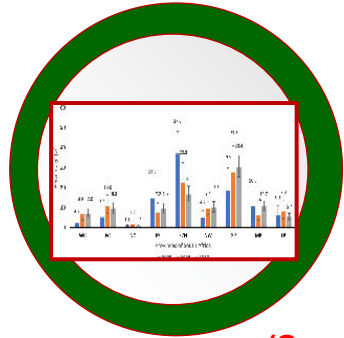
## PLHIV



7.7 Million PLHIV  
(95%CI:7.1 million - 8.8 million)

(Source: THEMBSA 2019)

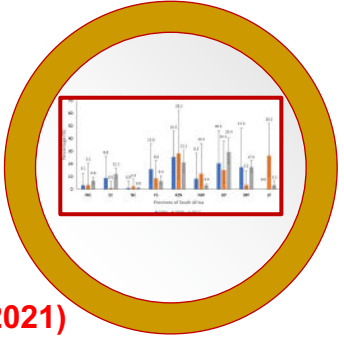
## Hypertension Prevalence



(Source: Chiwandire et.al.2021)

- 11.8% in 2005
- 9.5% in 2008
- 14.3% in 2017
- Increasing prevalence trends over years

## Diabetes Prevalence



- 3.3% in 2005
- 2.8% in 2008
- 3.2% in 2017
- Stagnant prevalence trends over years

## Number of individuals currently on ART

Making it the largest treatment program in the world

5 114 943

(Source: DHIS Mar 2021)

74%

# DSD for older adults

- Comorbid conditions are common and may affect lifespan and healthspan
- Context of COVID-19: comorbidities may add risk factors for severe COVID-19
- Person centered care: “One stop shop” for older adults
- Models are developing, but identification of and access to treatment for comorbid conditions will be important.

# Family centered care

- Aligning childrens' visits with caregivers
- Re-engagement services: shortened timeline to MMD
- Treatment literacy
- Counseling/psychosocial support-delinked from dispensing and clinical consultations
- Adolescent services

# Key populations CQUIN meeting Aug 2021

## Examples of different models supporting refills for Key Populations

Model	Drop-in Centers/ OSS	Integrated with routine facility models	Home ART delivery	Private pharmacy/ clinic model	PODI
Countries	Malawi Cote d'Ivoire Nigeria	Zambia Eswatini	Botswana Nepal Laos Indonesia Cote d'Ivoire	Botswana Malawi Liberia Mozambique Lesotho	Burundi CDI DRC
When	2-3 monthly	3-monthly	3-monthly	3-monthly	3-monthly
Where	In the community or facility	Public ART clinic	Home	Private Pharmacy	PODI leader's home or other community structure e.g., DIC PLHIV
Who	Project/NGO staff/KP	Clinician	Private courier services (Botswana, Indonesia) CHW (Laos, Nepal)	Private Pharmacist clinician	
What	Most DICs provide HTS, condoms, lubricants, STI screening and treatment	ART refill at government facilities Online scheduling (Zambia)	ART refills	ART refill Viral load testing	ARV refills, adherence Counseling sessions, reminders for viral load testing, discussions on topics such as income-generating activities
Challenges	In some countries all are not approved to provide ART	Stigma and other issues lead to high treatment interruption. KP miss some services such as VL testing	Could be expensive and might not meet the needs of some KP such as those with no fixed address	Not approved in some countries	In some countries all are not approved to provide ART

**Opportunities:** Several DSD models can meet the needs of KP for refill with some adaptations are needed for example to add PrEP, HIV Self-test kits, FP commodities

Bateganya, FHI

# Summary

- Differentiated service delivery is more than MMD, but MMD is important and provides significant benefit.
- Care needs change over time and needs to be tailored to the specific population

# PEPFAR

U.S. President's Emergency Plan for AIDS Relief



Thank You!

**18 YEARS OF SAVING LIVES THROUGH AMERICAN GENEROSITY AND PARTNERSHIPS**