

Zambia Update

Dr. Priscilla Lumano Mulenga
DSD National Coordinator

CQUIN 7th Annual Meeting

November 13 – 17, 2023 | Johannesburg, South Africa



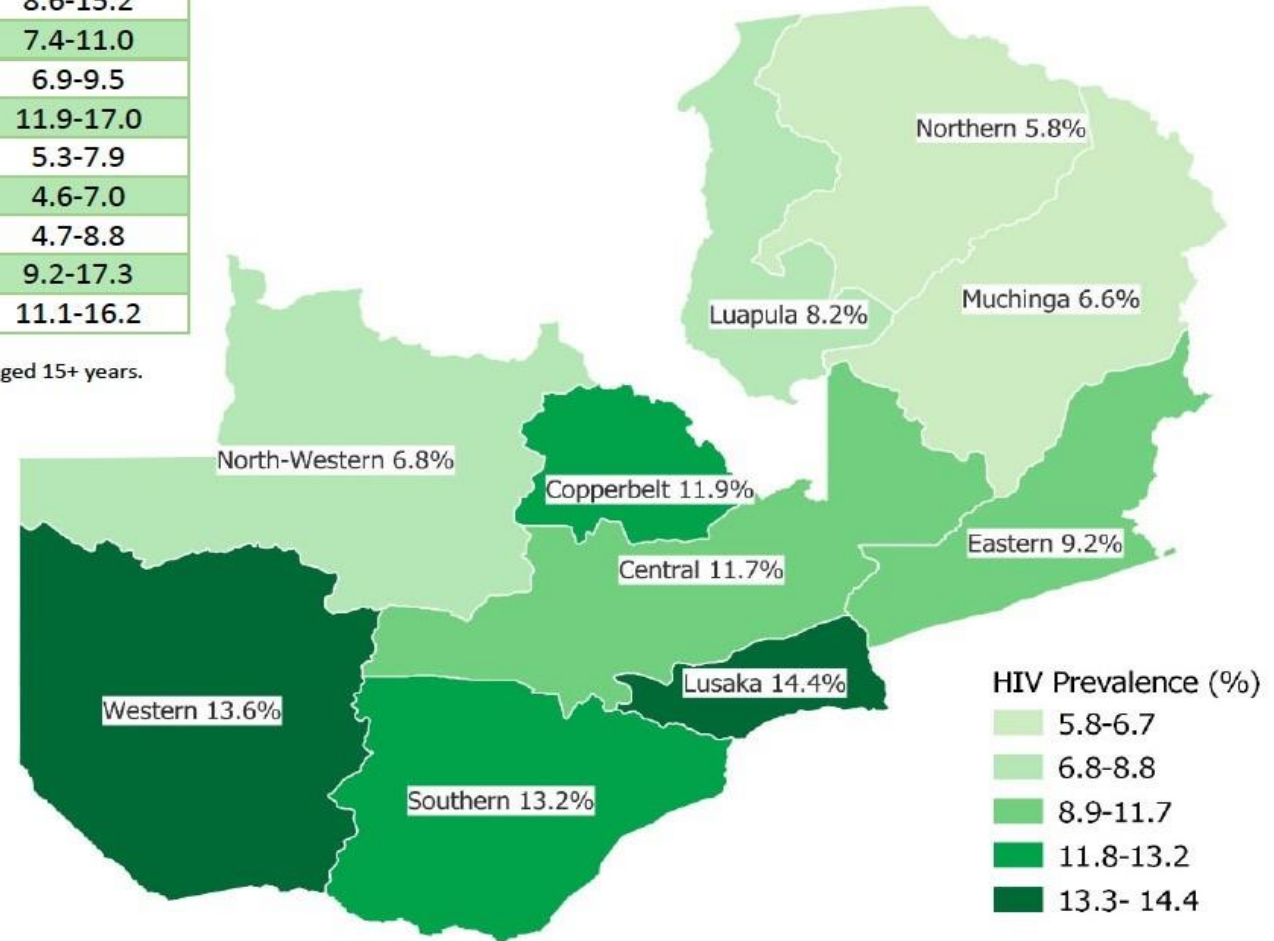
Sub-national HIV Prevalence by Province

HIV PREVALENCE, by PROVINCE

Among adults aged 15+ years, HIV prevalence varied geographically across Zambia, ranging from 5.8% in Northern to 14.4% in Lusaka.

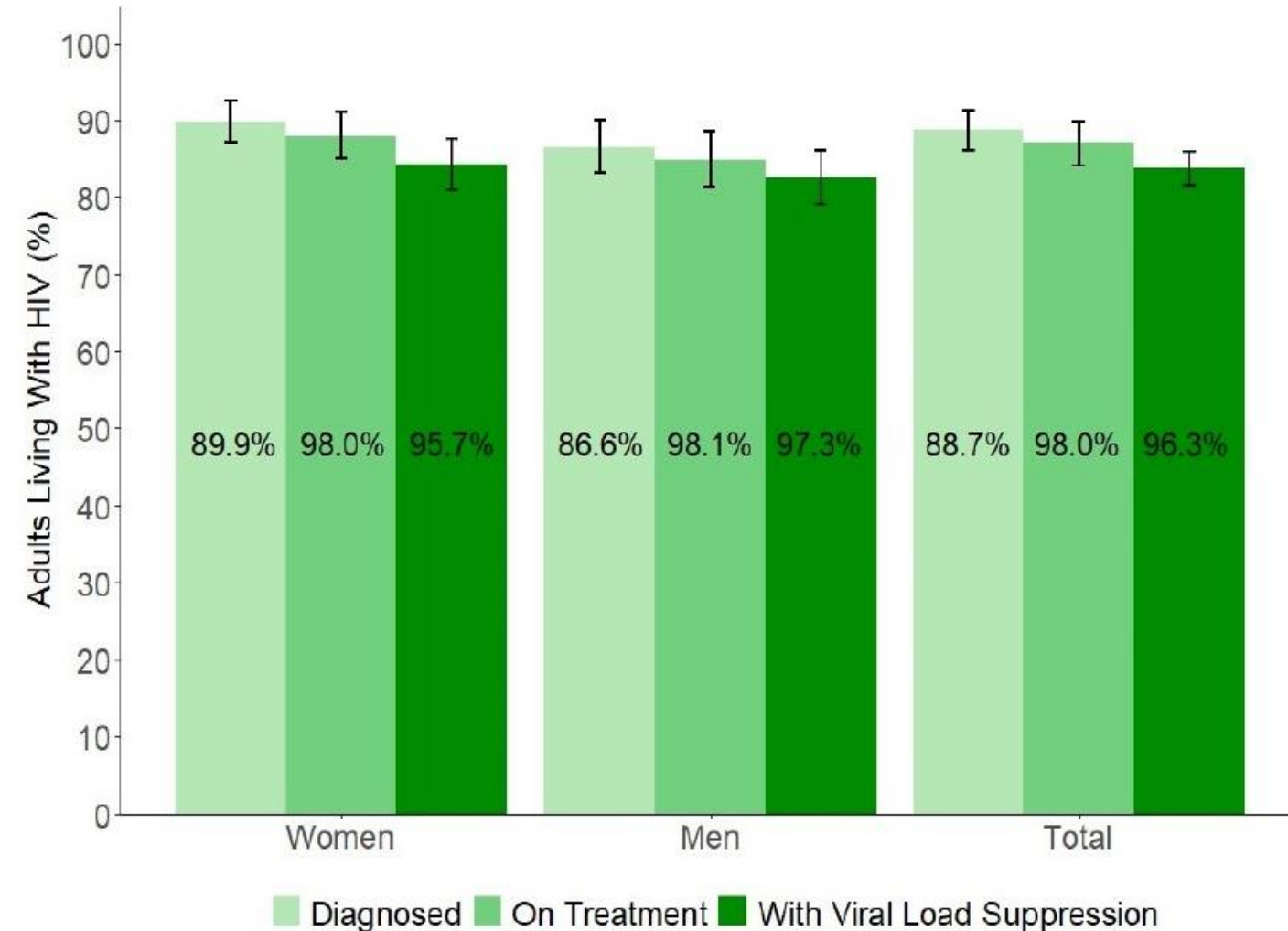
Province	HIV Prevalence (%)	95% CI
Central	11.7	8.7-14.6
Copperbelt	11.9	8.6-15.2
Eastern	9.2	7.4-11.0
Luapula	8.2	6.9-9.5
Lusaka	14.4	11.9-17.0
Muchinga	6.6	5.3-7.9
Northern	5.8	4.6-7.0
North-Western	6.8	4.7-8.8
Southern	13.2	9.2-17.3
Western	13.6	11.1-16.2

Percentage and 95% CIs for HIV prevalence apply to adults aged 15+ years.



Source: ZamPHIA 2021 Preliminary Results

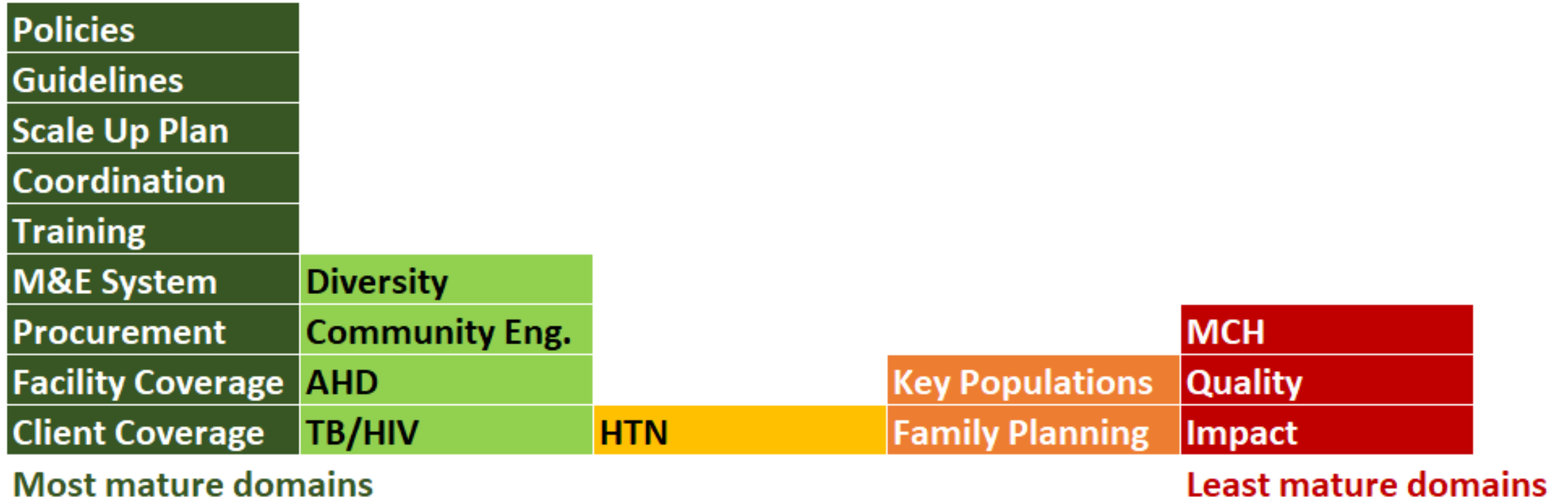
Progress Towards 95:95:95 Targets; by Sex



Source: ZamPHIA 2021 Preliminary Results

- **88.7%** of adults (15+ years) living with HIV were aware of their HIV status:
 - 89.9% of women
 - 86.6% men
- **98.0%** were on ART:
 - 98.0% of women
 - 98.1% of men
- **96.3%** had VLS:
 - 95.7% of women
 - 97.3% of men

CQUIN Treatment Dashboard Results: 2023



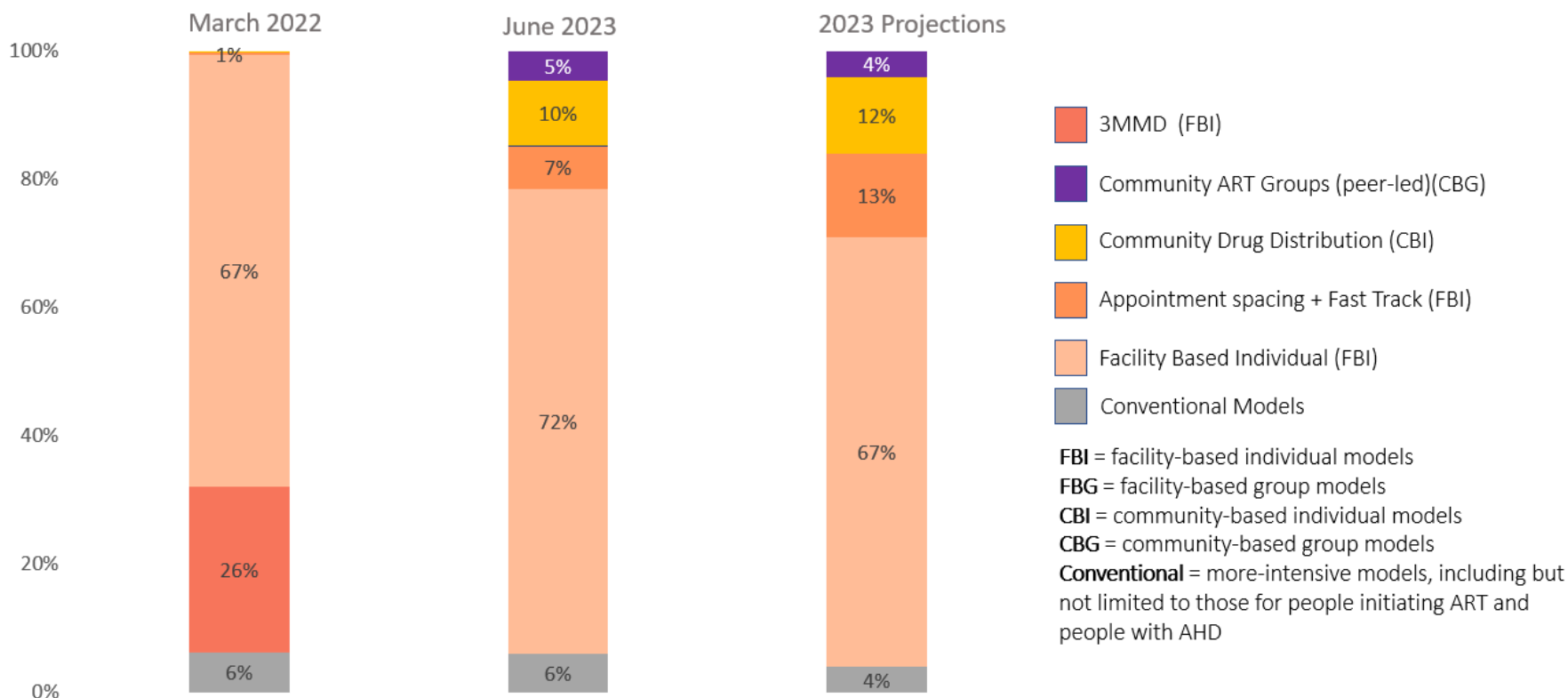
- A total of **13 mature domains** with dark or light green in 2023, compared to 8 mature domains in 2022
- **Impact** and **Quality** are among the least mature domains
- Currently, there is no plan to provide less-intensive models in MCH

CQUIN Treatment Dashboard Results: Change over Time

- Improvement seen in 7 domains
- 9 domains retained previous stage
- Regression is seen in 2 domains: Diversity & Quality
- NCD newly staged as orange. Plans to integrate include:
 - NCD should be part of the DSD models
 - NCDs and FP screening data collection tools integrated into the ART forms

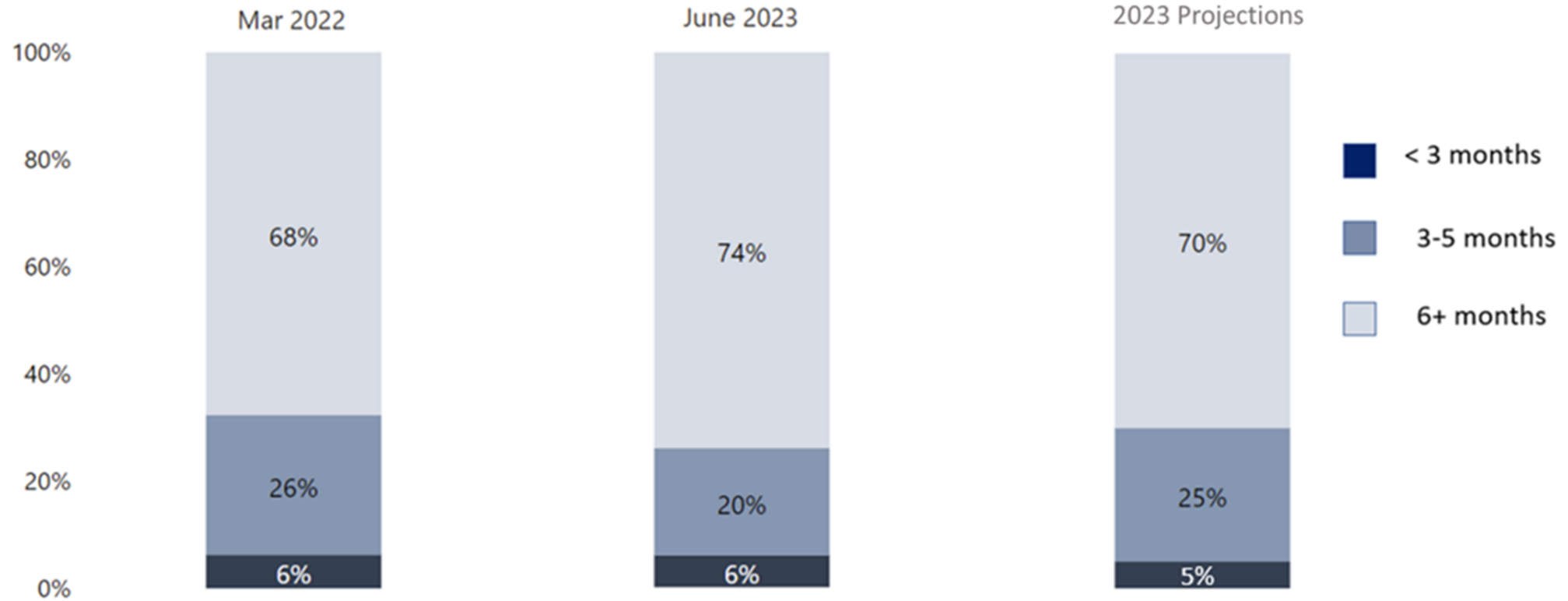
	Zambia	
	2022	2023
Policies	Dark Green	Dark Green
Guidelines	Dark Green	Dark Green
Diversity	Dark Green	Light Green
Scale-up Plan	Orange	Dark Green
Coordination	Dark Green	Dark Green
Community Engagement	Yellow	Light Green
Training	Light Green	Dark Green
M&E System	Orange	Dark Green
Facility Coverage	Dark Green	Dark Green
Client Coverage	Light Green	Dark Green
Quality	Orange	Red
Impact	Red	Red
P&SM	Dark Green	Dark Green
AHD	Yellow	Light Green
KP	Orange	Orange
TB/HIV	Orange	Light Green
MCH	Red	Red
FP	Orange	Orange
HTN	Grey	Yellow

Differentiated Treatment Model Mix



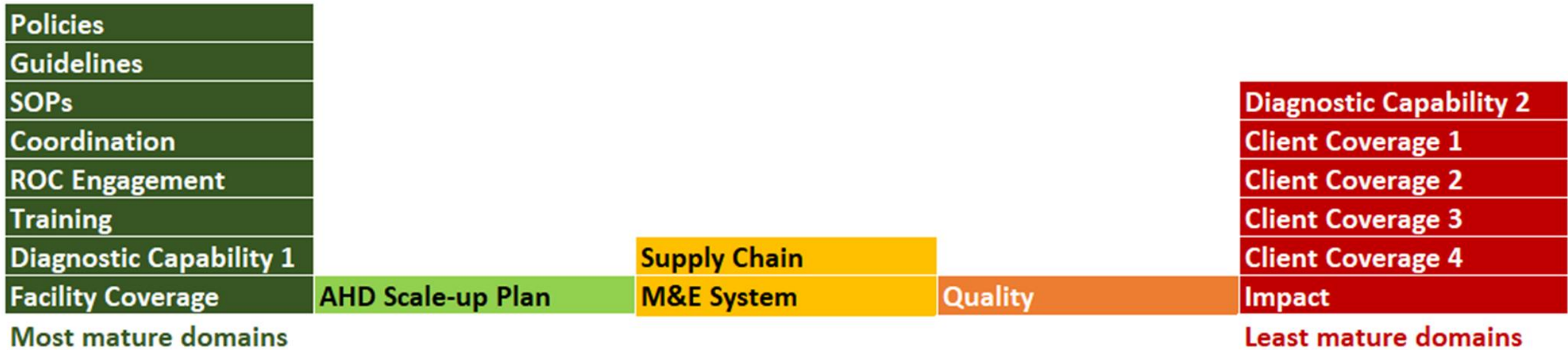
- Changes in the model mix were due to the sustained drug availability which led to the expansion of 6 MMD and led to RoC's shift to a facility-based Individual model.
- FBI increased from 67% to 72% as result of sustained drug availability & packaging in more convient quantities which lead to expansion of fast track models in other provinces

Differentiated Treatment: Multi-month Dispensing



- **74%** of RoC on treatment received 6 months of drug supply – slightly above the 2023 target of 70%
- Strengthened supply chain systems attributed to this achievement (1st line regimen repackaged to support 6MMD policy)

CQUIN AHD Dashboard Results 2023



- **9 mature domains** in 2023 compared to 4 mature domains in 2022
- Currently strengthening M&E systems which will improve the Client Coverage domains
- SQA is yet to be conducted to determine the quality and impact of AHD services

CQUIN Testing & Linkage Dashboard – 2023

			Policy: Optimizing HIV Testing	
			Clinical Services	
	Financing and Resource Allocation		Coordination	Impact: Knowledge of HIV Status
	Linkage To Tx 1: Timely Linkage	Proficiency Testing	EQA/IQC	Impact: Linkage to Prevention
	Meaningful Community Engagement	dHTS Training	Scale Up Plan	Impact: Linkage to Treatment
	Policy 3: Linkage	Linkage To Prevention and Other Services	M&E	Linkage Tx: Confirm/Verification Testing
Policy: Strategic Model Mix and	Procurement & Supply Chain Management	Sops	Population Coverage	Private Sector Engagement

Most mature domains

Least mature domains

- **6 domains** are mature on the dHTS CMM dashboard
- More efforts are being made to attain maturity for most domains
- National guidelines to include linkage to prevention

Country Level Planning and Coordination – 1

- The National DSD task force holds monthly virtual meetings for planning and coordination:
 - 7 Meetings were held in 2023
 - 9 Provincial meetings were held in all the 10 provinces by September 2023
 - NZP+, TALC, and Key population civil society organizations are the recipient of care organizations represented in these meetings
- PEPFAR Funded
 - Included the AHD model indicators in SmartCare and facility registers
 - Procurement of AHD commodities

Country Level Planning and Coordination – 2

- Global Fund supported
 - Conducted DSD mentorships and TSS in selected provinces
 - Supported DSD trainings in 4 Provinces
 - Country-to-country visit to Eswatini in February 2023 to understand the supply chain systems for AHD
 - With support from GF DSD SI Zambia hosted Nigeria during a country-to-country learning visit in September 2023

Engagement with CQUIN

- **Country-to-country visits were undertaken**

- Visited to Eswatini to learn about their AHD supply chain system - February 2023
- Hosted Nigeria during C2C - September 2023

- **Meetings attended**

- MOH strategic Planning meeting - February 2023
- dHTS meeting - March 2023

- **Participate in the CQUIN communities of practice as follows:**

1. Differentiated M&E
2. Quality & QI
3. Advanced HIV disease (AHD)
4. Differentiated TB/HIV
5. Differentiated MCH
6. Differentiated HIV/NCD services
7. DSD for key populations
8. DSD for migrant and mobile populations

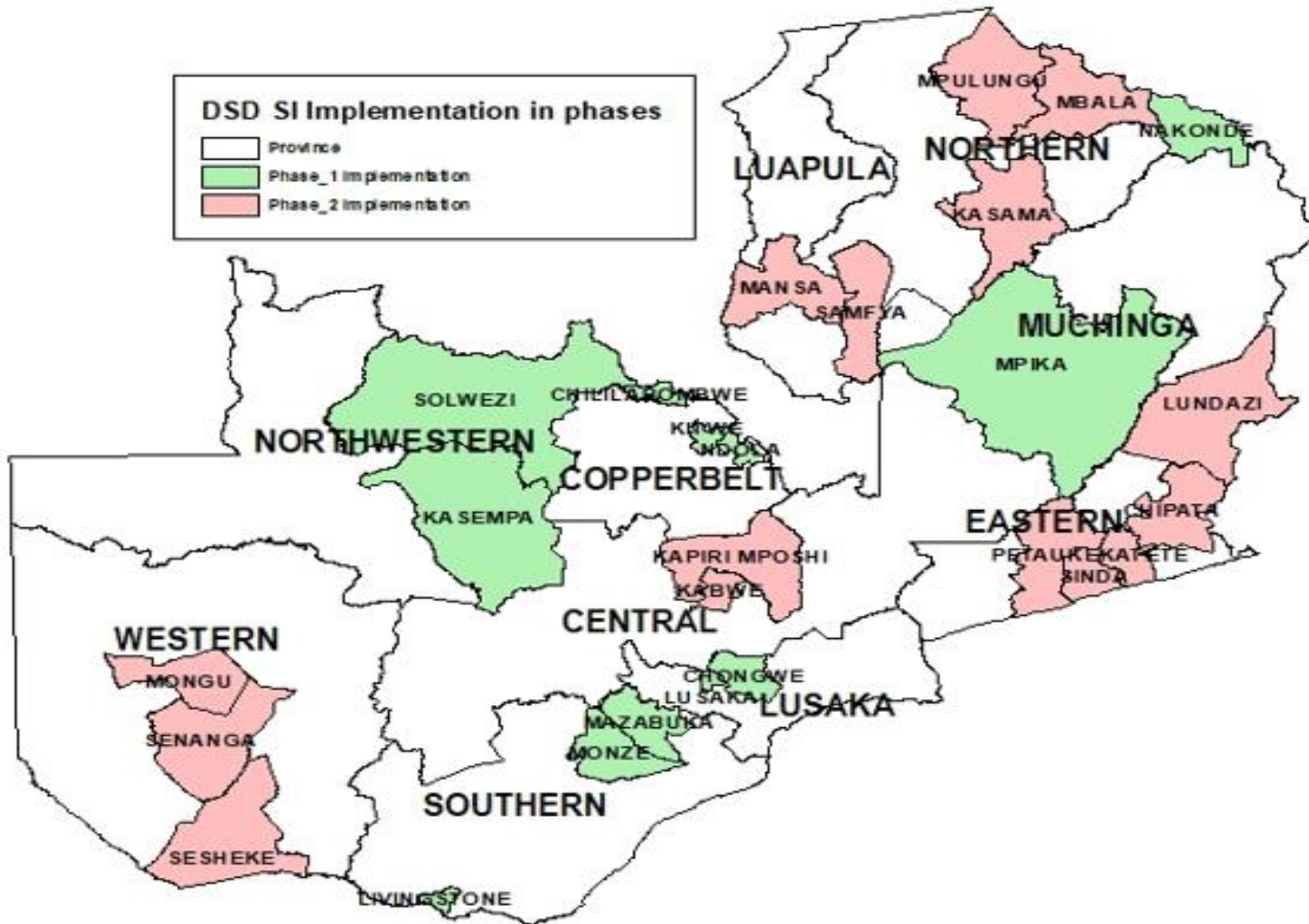
2023 Priority Activities In The Country Action Plan

Activities (What)	Status
▪ Hold supply chain engagement meetings to improve commodity availability for AHD	Completed
▪ Integrate NCDs management into DSD models	Completed
▪ Join the CQUIN NCD COP	Completed
▪ Review models for KPs from other countries, adopt and adapt to suit the Zambia.	Completed
▪ Mobile and Migrant population	Completed
▪ Join CQUIN KP COP to enhance learning from other countries	Completed
▪ Develop Models to increase case finding among the adolescents and young persons	Completed
▪ Establish Community HIV treatment and prevention posts and men's clinics across the country	Completed
▪ Strengthen M&E systems in the provinces through TSS	Completed
▪ Hold a meeting to review the developed DSD reports in SmartCare	Completed
▪ Develop community- based Models to increase case finding among adolescents(SNS)	Completed
▪ Strengthen models to improve retention and viral suppression among adolescents, including improved disclosure leading to positive outcomes	Completed

2023 priority activities for AHD, NCDs/comorbidities (more-intensive models)


Activities (What)	Status
<ul style="list-style-type: none"> ▪ Build capacity on screening and management of AHD 	Underway
<ul style="list-style-type: none"> ▪ Conduct data review meetings to strengthen Monitoring of AHD indicators 	Underway
<ul style="list-style-type: none"> ▪ Review evidence around the outcomes of ROCs with annual clinical visit to adapt all the less intensive models basing on annual clinical visits and 6- month refills 	Underway
<ul style="list-style-type: none"> ▪ Hold a meeting to adapt all the less intensive DSD models in the training package and framework once consensus is reached 	Underway
<ul style="list-style-type: none"> ▪ Enhance data completeness at the point of service delivery whether SmartCare is in e-last or e-first mode 	Underway
<ul style="list-style-type: none"> ▪ Conduct DSD Performance Review 	Underway
<ul style="list-style-type: none"> ▪ Support all the 10 the provinces in rolling out the training package to the districts and facilities 	Underway
<ul style="list-style-type: none"> ▪ Institute national level implementation monitoring and adherence to quality standards 	Underway
<ul style="list-style-type: none"> ▪ Leverage CQUIN quality toolkit resources to create a service quality assessment (SQA) tool aligned with national ART quality standards for each DART model 	Not done
<ul style="list-style-type: none"> ▪ Conduct SQA at a representative sample of sites providing DART 	Not done
<ul style="list-style-type: none"> ▪ Launch QI initiatives at lowest-performing sites 	Not done

DSD SI Finding Men Initiative Implementation in 2023



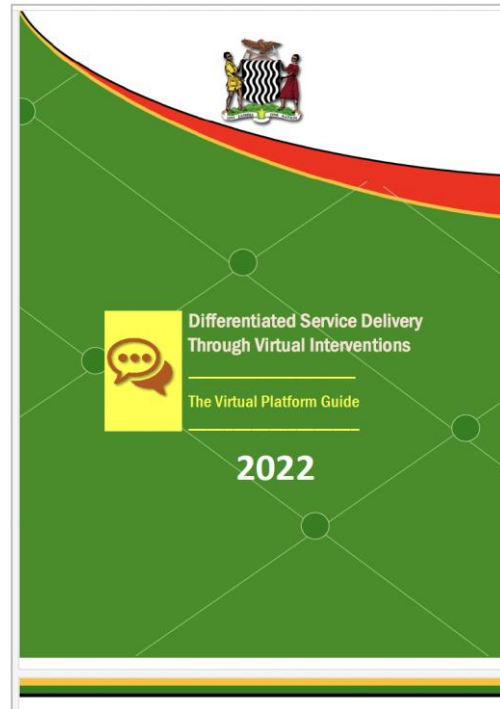
- A total of 27/27 targeted districts (100%) implementing men's clinics since Q1 2022, and 50/50 (100%) DSD SI targeted men's clinics have been opened
- Furthermore, 60/110 (55%) DSD SI targeted CPs

DSD Implementation Successes in 2023 with Support from DSD SI



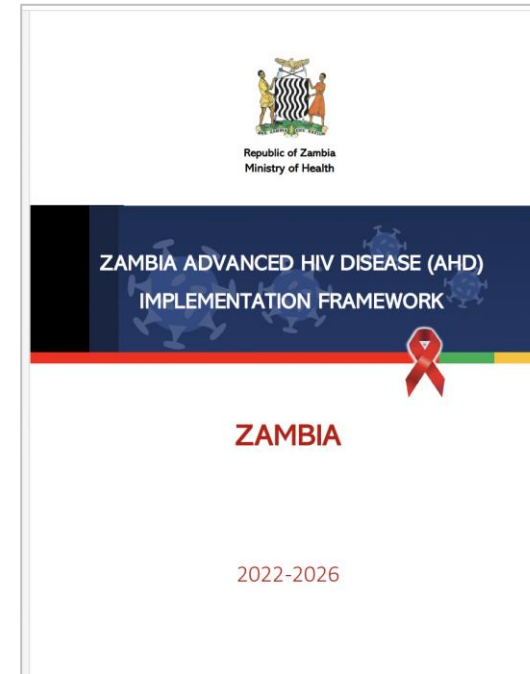
DSD framework Key components:

- dHTS models
- dART model for ROC established on care RoC at risk of HIV
- Scaleup Plan



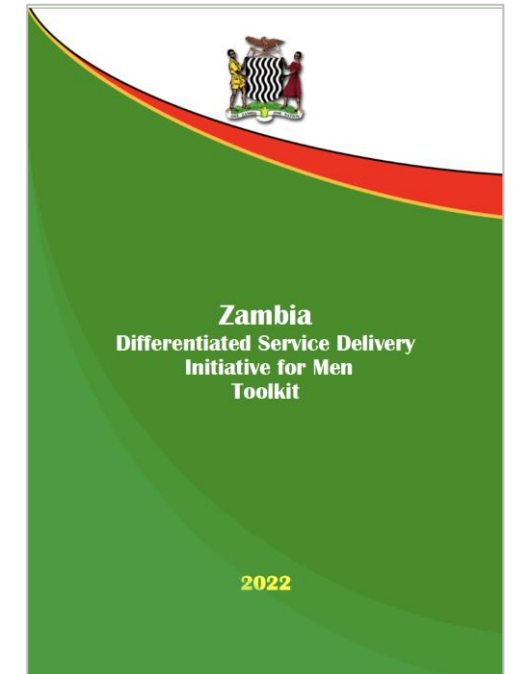
DSD virtual platform guide Key components:

- Development processes
- Implementation process
- Self assessment Messages



AHD implementation framework

- AHD Implementation Plan
- Supply chain and Commodity management
- Monitoring and evaluation



DSD initiative for men toolkit

- Introduction to DSD for men
- Men's Clinic models
- Community post model
- M&E
- Demand creation

Challenges in DSD Implementation and DSD Priorities for 2024

Challenges

- Inadequate funds to scale-up new DSD initiatives
- Inadequate number of trained HCW on the various DSD models
- DPR and SQA not yet conducted due to conflicting priorities with other programs

DSD Priorities

2024 Priorities


- DSD Performance Reviews
- Conduct a service quality assessment (SQA)
- Strengthen M&E for DSD and AHD
- Integration of NCD care in ART clinics

Lessons from other countries in the CQUIN network in the coming year

- Learn more about new models like FP integration and MCH/HIV integration
- How to conduct performance reviews

Acknowledgements

- Ministry of Health Zambia
- All DSD Task Force members
- Funding Agency
- Implementing Partners
- Civil Society Organizations
- Recipients of Care



Thank you!

