

DSD: Where are we Now?

Points for Consideration



Solange Baptiste

Executive Director

CQUIN 7th Annual Meeting

November 13 – 17, 2023 | Johannesburg, South Africa





How it started

How it's going.



How it started



How it's going



2023 South African Springboks
4X Rugby World Cup Champions

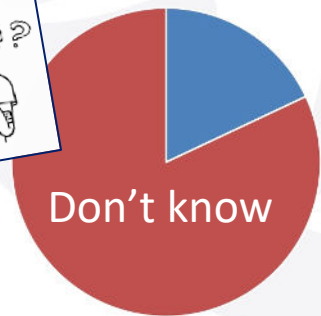
DSD

2016

INSIGHTS



Knowledge about DSD



- Communities don't know what DSD is
 - Only 18% of all PLHIV interviewed had heard of differentiated ART



- But they are open to it

How it started

2023

PRELIMINARY ANALYSIS of the Tracking Tool (sample 5 countries – preliminary analysis)

		0%	25-49%	50-74%	75-99%	100%
		Category not in the TO (ART or the DSD/ART) - The activity is not planned or defined, yet able to be initiated, well able to be initiated.	Not yet initiated or the DSD/ART activities are severely limited to engage these groups.	Not yet initiated or the DSD/ART activities are moderately engaged in the DSD activity.	Not yet initiated or engaged in the DSD activity.	Not yet initiated or engaged in the DSD activity.
		*When the activity was implemented during the period reporting period, last year's score, the duplicate				
AREA	INDICATORS (2022-2023)	Uganda	Rwanda	Uganda	Eswatini	CUV
POLICY LEVEL	% of technical working group (TWG) and Task Team (TT) meetings on DSD where RoC/community members participated during the reporting period	100	100	100	100	100
	% of policy validation exercises where RoC/community members participated	100	100	100	81	100
	% of online DSD TWG and TT platforms that include RoC/community members	50	81	100	81	0
	% of gov't-developed DSD policy communication materials that acknowledged input from national networks of PLHIV	100	100	0	67	100
	% of DSD-related monitoring and evaluation (M&E) meetings that include RoC/community members	81	100	100	100	100
PROGRAM LEVEL	% of DSD impact assessment/evaluations where RoC/community members participated	50	100	100	0	100
	% of meetings focused on DSD program design where RoC/community members participated	80	100	Not planned	100	100
	% of DSD planning meetings where RoC/community members provided recommendations on prioritization of DSD models	80	100	100	21	100
	% of DSD health facility trainings that include RoC/community members as planners, facilitators and participants	100	100	23	21	0
	% of DSD M&E tools development meetings where RoC/community members participated	100	100	100	21	100
COMMUNITY LEVEL	% of DSD supportive supervision visits that include RoC/community members	81	93	100	21	100
	% of COUIN Capability/Maturity Model self-assessments conducted by MOH where RoC/community members participated and led on community engagement domain	100	100	100	21	N/A
	% of thematic working group meetings where RoC/community members presented	100	100	84	21	100
	% of DSD sensitization/demand creation activities led by or actively involving RoC/community members	100	100	93	21	100
	% of health facilities with DSD where RoC work as service providers	100	100	76	100	100
COMMUNITY LEVEL	% of peer educators who attended health education learning sessions	38	93	90	41	100
	% of RoC/community members who attended health education learning sessions	100	75	85	41	100
	% of health facilities offering DSD services where community score cards and/or RoC satisfaction surveys are implemented	81	33	33	0	100

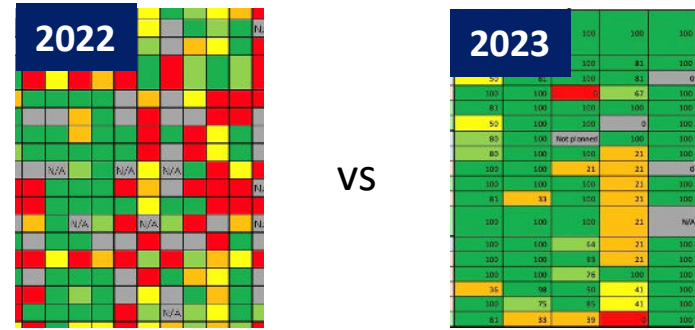
How it's going

Progress

- ✓ **Awareness:** significant increase in community knowledge and understanding of DSD
- ✓ **Community engagement:** much more engagement by government (see in the dashboard)
- ✓ **Choice:** many more community-friendly options of DSD models
- ✓ **Ownership:** discussions are community-led, rather than driven by healthcare workers only



Community engagement is **not the work**

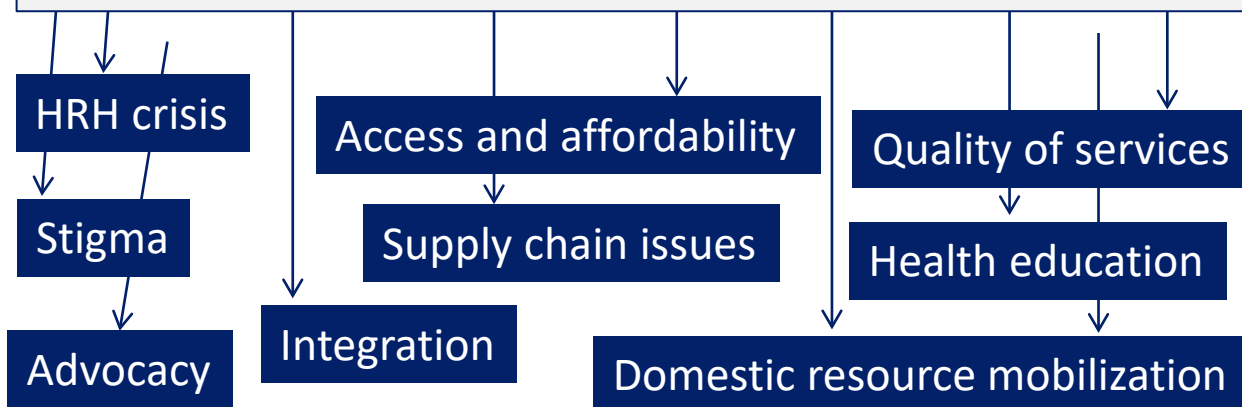


It is a *means* to the work!

Questions for Consideration

How can we **better leverage DSD** as a *neutral entry point* for tackling persistent and systemic issues?

How can we further explore the utility of DSD **beyond clinical outcomes?**



The Work



Does *not* just happen!