



Kenya Country Updates

DSD Implementation 2024

Dr. Lazarus Momanyi - Technical Advisor
Kenya MOH NASCOP



Presentation Outline

- **Where are we now?**

- Progress towards 95:95:95 targets
- Treatment: capability maturity model (CMM) self-staging results
- DART model mix and MMD
- AHD: CMM self-staging results
- dHTS: CMM self-staging results

- **How did we get here?**

- Stakeholder coordination and prioritization processes
- Engagement with CQUIN
- Update on Country Action Plans
- Update on Integrating Non-HIV and HIV Services
- Program sustainability efforts and opportunities
- Successes and Challenges
- **2025 Priorities**

Outline

- **Where are we now?**

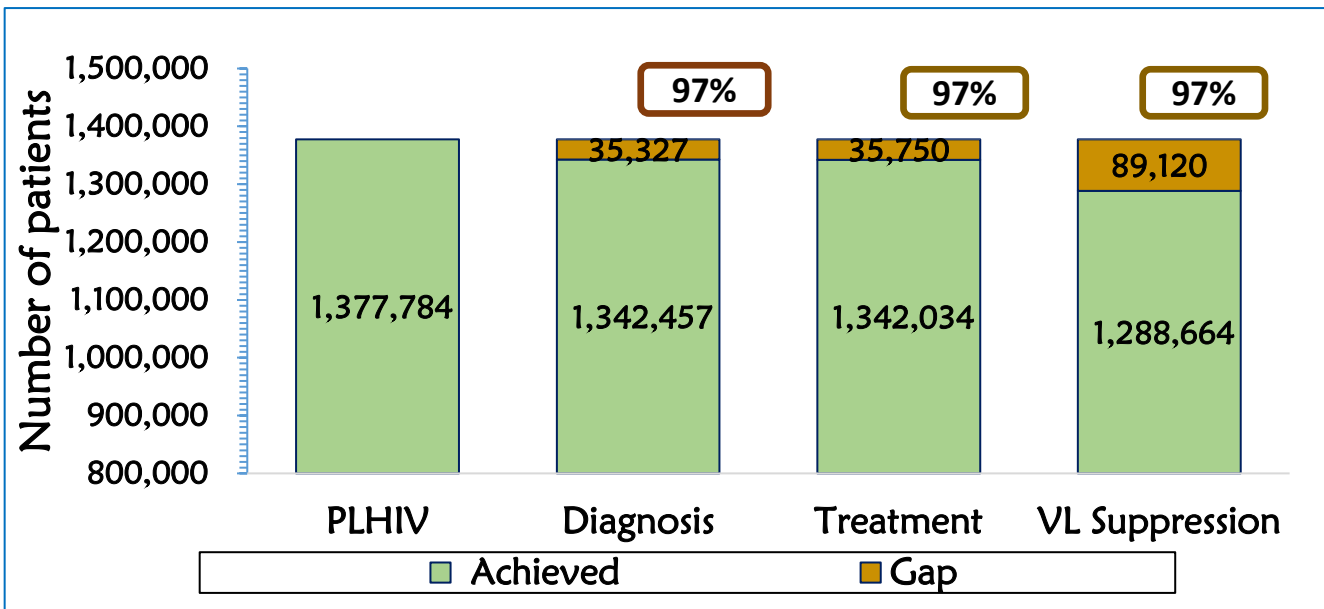
- Progress towards 95:95:95 targets
- Treatment: capability maturity model (CMM) self-staging results
- DART model mix and MMD
- AHD: CMM self-staging results
- dHTS: CMM self-staging results

- **How did we get here?**

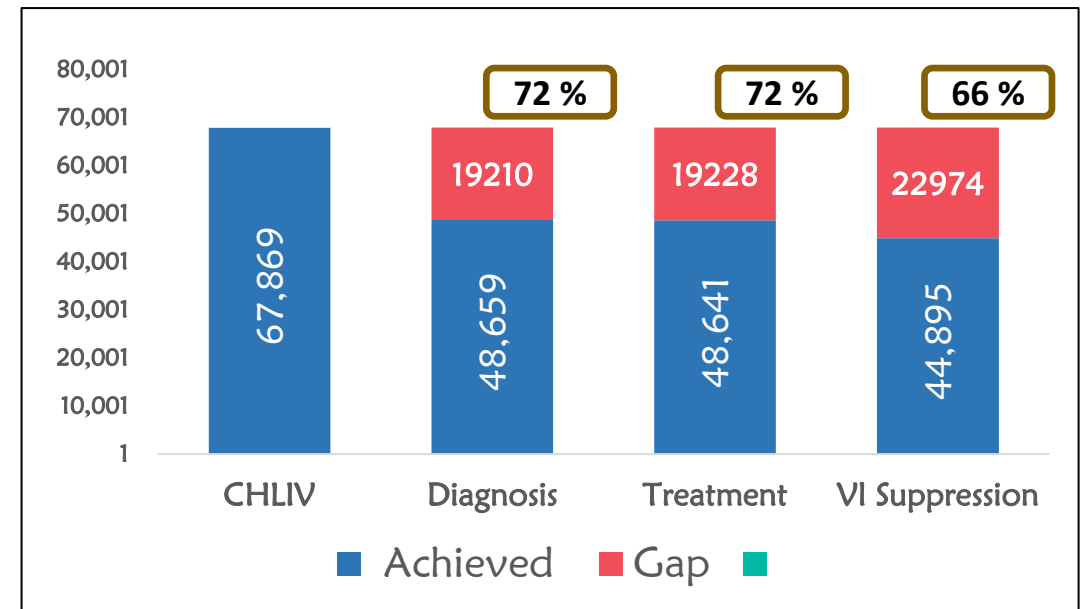
- Stakeholder coordination and prioritization processes
- Engagement with CQUIN
- Update on Country Action Plans
- Update on Integrating Non-HIV and HIV Services
- Program sustainability efforts and opportunities
- Successes and Challenges
- **2025 Priorities**

Kenya Progress Towards the 95:95:95 Targets June 2024

Overall Cascade




Children Cascade



While the overall performance for the 1st 95 is high; Coverage for children remains low at 72%; 72%; 66%

Data Source: Kenya HIV Estimates, 2023

Kenya Treatment CMM Results: 2024



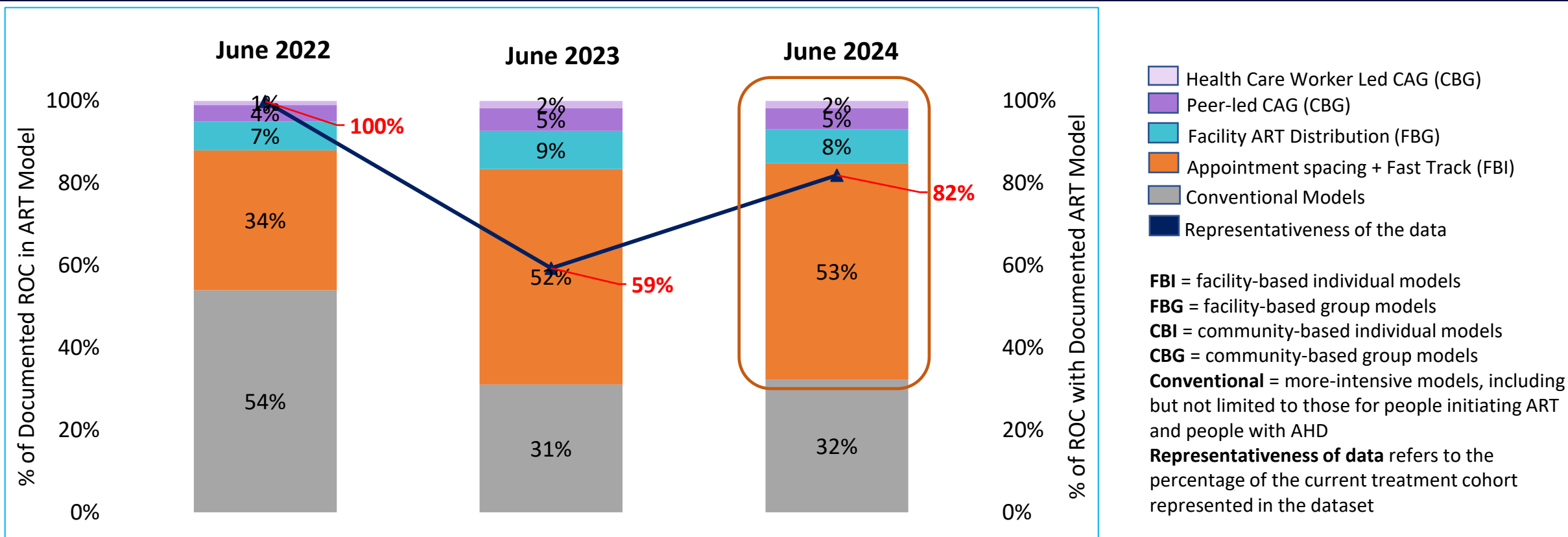
- Overall: 12/19 domains achieved light and dark green in the 2024 staging
- Increased facility DSD coverage; due to ongoing efforts of HCW capacity, utilization of data, engagement of ROC
- DSD quality indicators now included as part of the integrated national service quality assessment
- Increased program investments on AHD and integration of services; expected improvement in results

Kenya DART Treatment CMM Results Change Over Time 2022-2024

| Domains | 2022 | 2023 | 2024 |
|-------------------|-------------|-------------|-------------|
| Policies | Light Green | Light Green | Dark Green |
| Guidelines | Light Green | Light Green | Dark Green |
| Diversity | Light Green | Light Green | Dark Green |
| Scale Up Plan | Yellow | Light Green | Dark Green |
| Coordination | Light Green | Light Green | Dark Green |
| Community | Light Green | Light Green | Light Green |
| Training | Light Green | Light Green | Light Green |
| M&E System | Yellow | Yellow | Orange |
| Procurement | Light Green | Light Green | Dark Green |
| Facility Coverage | Light Green | Light Green | Dark Green |
| Client Coverage | Yellow | Light Green | Light Green |
| AHD | Orange | Orange | Orange |
| Key Populations | Yellow | Light Green | Dark Green |
| TB/HIV | Red | Yellow | Light Green |
| MCH | Orange | Orange | Orange |
| NCD/HIV | Light Green | Yellow | Yellow |
| Family Planning | Orange | Orange | Orange |
| Quality | Orange | Orange | Orange |
| Impact | Red | Red | Red |

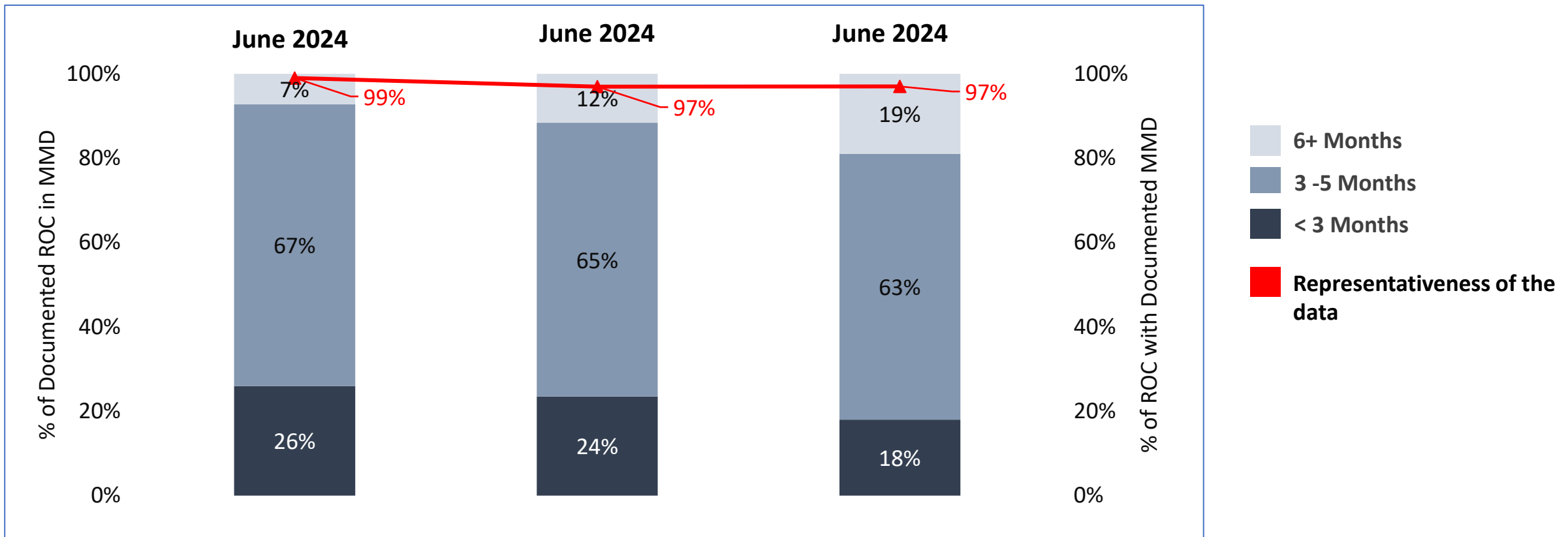
- Overall, there has been significant improvement in the diversity and coverage of DSD models over the years
- A total of 12/19 domains achieved maturity of light and dark green in 2024 compared to 11/19 in 2023
- In the last one year, there has been increased prioritization of AHD and integration of NCD, SRH and other non-HIV services; expected to translate into results in subsequent years
- Ongoing efforts are being undertaken to utilize national M&E systems to measure impact

Kenya Differentiated Treatment Model Mix



- Client coverage of less-intensive DSD models remained almost the same 69% (2023) and 68% (2024)
- Facility based less-intensive models are predominant (61%) in the country
- In the last year there has been efforts to increase diversity of models including roll out of community DSD models

Kenya Differentiated Treatment: Multi-month Dispensing



- Overall improvement of coverage of >3 months multi-month dispensing from 76% (2023) to 82% (2024); following the launch and dissemination of the Kenya HIV guidelines 2022 and stability of treatment commodities

Kenya AHD CMM Results 2024

| | | | | |
|--------------------------------|--------------------------------|--------------------------|--------------------------|---------------------|
| Policies | | | | |
| Guidelines | SOPs | | | |
| Coordination | Training | Client Coverage 3 | | |
| ROC Engagement | Diagnostic Capability 2 | Supply Chain | | |
| Diagnostic Capability 1 | Facility Coverage | M&E System | AHD Scale-up Plan | |
| Client Coverage 4 | Client Coverage 1 | Quality | Client Coverage 2 | Impact |
| Most mature | | | | Least mature |

- Overall: 11/18 AHD domains achieved light and dark green in the 2024 staging
- National AHD sub-committee meetings held on a bi-weekly basis this year: finalization of AHD implementation plan and AHD/OI manual, updating of training of HCWs, set up of AHD Hub-Spoke/Centers of Excellence
- Country has also set up an AHD M&E Dashboard; critical in measuring AHD performance, impact
- AHD quality indicators included integrated national SQA

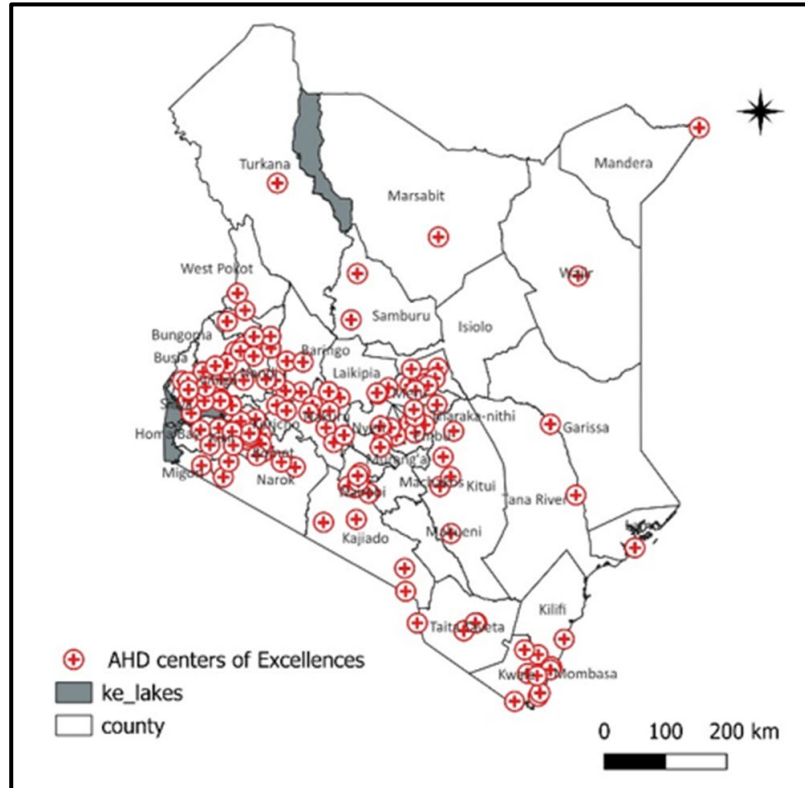
Kenya AHD CMM Results – Trend Over Time

2022-2024

| Domains | 2022 | 2023 | 2024 |
|-------------------------|-------------|-------------|-------------|
| Policies | Light Green | Yellow | Dark Green |
| Guidelines | Light Green | Light Green | Dark Green |
| AHD Scale-up Plan | Red | Red | Orange |
| SOPs | Light Green | Light Green | Light Green |
| Coordination | Light Green | Light Green | Dark Green |
| ROC Engagement | Light Green | Light Green | Dark Green |
| Training | Light Green | Light Green | Light Green |
| Supply Chain | Light Green | Light Green | Yellow |
| M&E System | Yellow | Yellow | Yellow |
| Diagnostic Capability 1 | Light Green | Red | Dark Green |
| Diagnostic Capability 2 | Light Green | Yellow | Light Green |
| Facility Coverage | Light Green | Light Green | Light Green |
| Client Coverage 1 | Yellow | Red | Light Green |
| Client Coverage 2 | Orange | Red | Orange |
| Client Coverage 3 | Orange | Yellow | Yellow |
| Client Coverage 4 | Light Green | Yellow | Dark Green |
| Quality | Red | Orange | Yellow |
| Impact | Red | Red | Red |

- Overall improvement/progression towards more mature domains
- A total of 11/18 domains (61%) achieved maturity of light or dark green in 2024 compared to 7/18 (39%) in 2023
- Overall coordination through AHD sub-committee this year as well increased involvement of ROC has been key towards AHD implementation
- The Kenya AHD implementation plan has been developed; key interventions to address gaps include CD4/diagnostic optimization, capacity of HCWs
- Established AHD EMR dashboard; plans to leverage on this to assess quality and impact of AHD
- Better data visualization has been critical for improved staging of client coverage domains as well as expansion of services following the launch of guidelines 2022 and training
- There were stock outs of some key AHD commodities – regression on supply chain domain.

Kenya AHD Centers of Excellence



AHD Case Reviews at AHD COEs NASCOP & Regional TWGs



Kenya Differentiated Testing CMM

| Domains | 2023 | 2024 |
|--------------------------------|--------|------------|
| Policy: Strategic Model Mix | Green | Dark Green |
| Policy: Optimizing HIV Testing | Green | Dark Green |
| Policy: Linkage | Green | Dark Green |
| Finance/Resource Allocation | Green | Dark Green |
| SOPs | Yellow | Orange |
| Scale-up Plan | Orange | Red |
| Community Engagement | Red | Green |
| Private Sector Engagement | Red | Dark Red |
| Coordination | Yellow | Dark Green |
| dHTS Training | Orange | Orange |
| M&E | Orange | Orange |
| Procurement/Supply Chain | Yellow | Green |
| Population Coverage | Yellow | Green |
| Linkage to Tx: Timely Linkage | Orange | Green |
| Linkage to Tx: Verification | Orange | Orange |
| Linkage to Prevention | Orange | Green |
| EQA/IQC | Yellow | Green |
| Proficiency Testing | Green | Green |
| Clinical Services | Green | Dark Green |
| Impact: Knowledge of Status | Red | Dark Red |
| Impact: Linkage to Tx | Red | Dark Red |
| Impact: Linkage to Prevention | Red | Dark Red |

- Improvement noted across eight (8) domains between the dHTS CMM of 2023 & 2024
- Kenya has currently rolled out the WHO recommended 3-test algorithm for HTS
- Country has continued prioritizing the domains that have stagnated, and key actions identified in the CQUIN dHTS meeting - July 2024

Overview of HIV Program 2024 CMM Results

- Strong enabling domains across all the program areas
- Through the national TWGs working with all stakeholders to synergize interventions
- The Country is currently using the integrated national quarterly performance reviews (QPR) and the integrated DQA/SQA as key platform to improve program outcomes
- Leveraging Kenya EMR/digital solutions for measuring impact of interventions

| Kenya | | | | | |
|--------------------------------|-------------|----------------------|-------------|-------------------------|-------------|
| dHTS | | DART | | AHD | |
| Domains | 2024 | Domains | 2024 | Domains | 2024 |
| Policy: Strategic Model Mix | Green | Policies | Green | Policies | Green |
| Policy: Optimizing HIV Testing | Green | Guidelines | Green | Guidelines | Green |
| Policy: Linkage | Green | Diversity | Green | AHD Scale-up Plan | Orange |
| Finance/Resource Allocation | Green | Scale Up Plan | Green | SOPs | Light Green |
| SOPs | Yellow | Coordination | Green | Coordination | Green |
| Scale-up Plan | Orange | Community Engagement | Light Green | ROC Engagement | Green |
| Community Engagement | Light Green | Training | Light Green | Training | Light Green |
| Private Sector Engagement | Red | M&E System | Orange | Supply Chain | Yellow |
| Coordination | Green | Procurement | Green | M&E System | Yellow |
| dHTS Training | Orange | Facility Coverage | Green | Diagnostic Capability 1 | Green |
| M&E | Orange | Client Coverage | Light Green | Diagnostic Capability 2 | Light Green |
| Procurement/Supply Chain | Light Green | AHD | Orange | Facility Coverage | Light Green |
| Population Coverage | Light Green | Key Populations | Green | Client Coverage 1 | Light Green |
| Linkage to Tx: Timely Linkage | Light Green | TB/HIV | Light Green | Client Coverage 2 | Orange |
| Linkage to Tx: Verification | Orange | MCH | Orange | Client Coverage 3 | Yellow |
| Linkage to Prevention | Light Green | NCD/HIV | Yellow | Client Coverage 4 | Green |
| EQAIQC | Light Green | Family Planning | Orange | Quality | Yellow |
| Proficiency Testing | Light Green | Quality | Orange | Impact | Red |
| Clinical Services | Green | Impact | Red | | |
| Impact: Knowledge of Status | Red | | | | |
| Impact: Linkage to Tx | Red | | | | |
| Impact: Linkage to Prevention | Red | | | | |

Outline

- **Where are we now?**

- Progress towards 95:95:95 targets
- Treatment: capability maturity model (CMM) self-staging results
- DART model mix and MMD
- AHD: CMM self-staging results
- dHTS: CMM self-staging results

- **How did we get here?**

- Stakeholder coordination and prioritization processes
- Engagement with CQUIN
- Update on Country Action Plans
- Update on Integrating Non-HIV and HIV Services
- Program sustainability efforts and opportunities
- Successes and Challenges
- **2025 Priorities**

Stakeholder Coordination and Prioritization Processes

National Care and Treatment TWG

National HTS/PrEP TWG

AHD Sub-Committee

DSD Sub-Committee

Regional Technical Working Groups

County TB/HIV Committees

- DSD coordination is through the national TWGs and established sub-committees ; recipients of care represented
- **Funded activities:**
 - PEPFAR: DSD coordinator/TA at national program, national TWGs, AHD sub-committee meetings, DSD manual finalization
 - Global Fund: NCD/PEN package development, scale up of Community pharmacy model, Community CAGs, AHD trainings
 - WHO/CHAI: Finalization of AHD implementation plan and AHD/OI operational manual for HCWs

- All stakeholders involved during COP & GC-7 planning; prioritization through the national TWGs and AWP process

Update on Country Action Plans from 2024 Meetings

- **Activities that have been successfully completed include:**
 - **CQUIN annual meeting:** Quarterly review of AHD M&E Dashboard, Hub-Spoke model, mapping of CD/diagnostics, finalization of DSD operational manual, EMR visualization of DSD data & quarterly review
 - **Integration meeting:** Identification of focal persons, coordination structure at MOH, mapping of integration models
 - **dHTS Meeting:** inclusion of quality indicators for dHTS in SQA
- **Activities that are still ongoing include:**
 - **CQUIN/Annual Meeting:** DPR using NDWH, implementation of Community pharmacy
 - **Integration:** Development of simplified NCD/PEN /packages for HCWs
 - **dHTS:** Development of scale up plan, updating EMR to capture longitudinal linkage to prevention
- **Activities that were dropped include:**
 - DSD quality assessment - these have been integrated in the national DQA/SQA

Update on Integrating Non-HIV and HIV Services



- The Ministry of Health through NASCOP held the first integration summit in June 2024 - best practice sharing and developing rethinking integration strategy
- Coordination:
 - Set up of Integration and Health Systems Strengthening Committee that coordinates integration, Reactivation of the HIV-TB-Co-morbidities TWG, Assignment of focal persons, Representation of the 2 divisions in respective national TWGs, Communities part of the TWGs
- Bi-weekly learning forum from Counties: sharing of experiences in integration
- An integration framework is being developed that will include integration strategy/metrics, defining models, sustainability

Program Sustainability Efforts and Opportunities

- **Sustainability of DSD activities**
 - DSD performance reviews integrated in national Quarterly Performance Review (QPR)
 - AHD, dART/DSD quality indicators included as part of national integrated DQA/SQA
 - Leveraging on EMR for future DSD performance reviews
 - DSD/AHD part of national TWGs agenda
- **National sustainability roadmap**
 - DSD part of larger conversation on HIV sustainability; including integration of services to routine care
 - HIV care/DSD – leveraging on Government of Kenya initiatives – primary health care (PHC), Social Health Authority (SHA)

DSD Implementation Successes in 2024




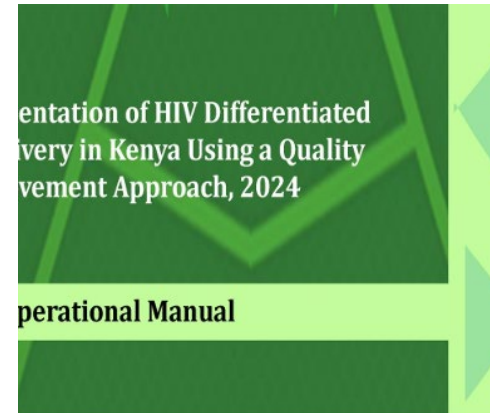
The Implementation of HIV Differentiated Service Delivery in Kenya Using a Quality Improvement Approach, 2024

Operational Manual

June 2024



June 2024



- Increased facility uptake of DSD and implementation of AHD package of care
- Finalization of national DSD manual
- Integration of DSD as part of integrated national quarterly performance review, DQA/SQA
- National AHD coordination of AHD; including progress in establishing AHD Centers of Excellence, finalization of implementation policy documents, EMR AHD dashboard
- Scale up of interventions for HIV/NCD integration

Outline

- **Where are we now?**

- Progress towards 95:95:95 targets
- Treatment: capability maturity model (CMM) self-staging results
- DART model mix and MMD
- AHD: CMM self-staging results
- dHTS: CMM self-staging results

- **How did we get here?**

- Stakeholder coordination and prioritization processes
 - Engagement with CQUIN
 - Update on Country Action Plans
 - Update on Integrating Non-HIV and HIV Services
 - Program sustainability efforts and opportunities
 - Successes and Challenges
- **2025 Priorities**


DSD Priorities for 2025

DSD-related goals and/or projections in plans for - 2025

- Scale-up of Quality AHD Package by expanding access to a quality AHD care package in all facilities, utilizing a hub-and-spoke model
- Work with the Division of Non-Communicable Diseases (NCDs) to finalize and disseminate the Package of Essential NCD (PEN) interventions, specifically within the context of HIV care
- Utilize the Electronic Medical Record (EMR) system and national Monitoring & Evaluation (M&E) system to assess the impact of AHD services

Acknowledgements





Thank You!

