



Zambia Country Updates

Priscilla Lumano-Mulenga
MOH, Zambia



CQUIN 8th Annual Meeting | December 9-13, 2024 – Johannesburg, South Africa

Presentation Outline

• Where are we now?

- Progress towards 95:95:95 targets
- Treatment: capability maturity model (CMM) self-staging results
- DART model mix and MMD
- AHD: CMM self-staging results
- dHTS: CMM self-staging results

• How did we get here?

- Stakeholder coordination and prioritization processes
- Engagement with CQUIN
- Update on Country Action Plans
- Update on Integrating Non-HIV and HIV Services
- Program sustainability efforts and opportunities
- Successes and Challenges
- **2025 Priorities**

Outline

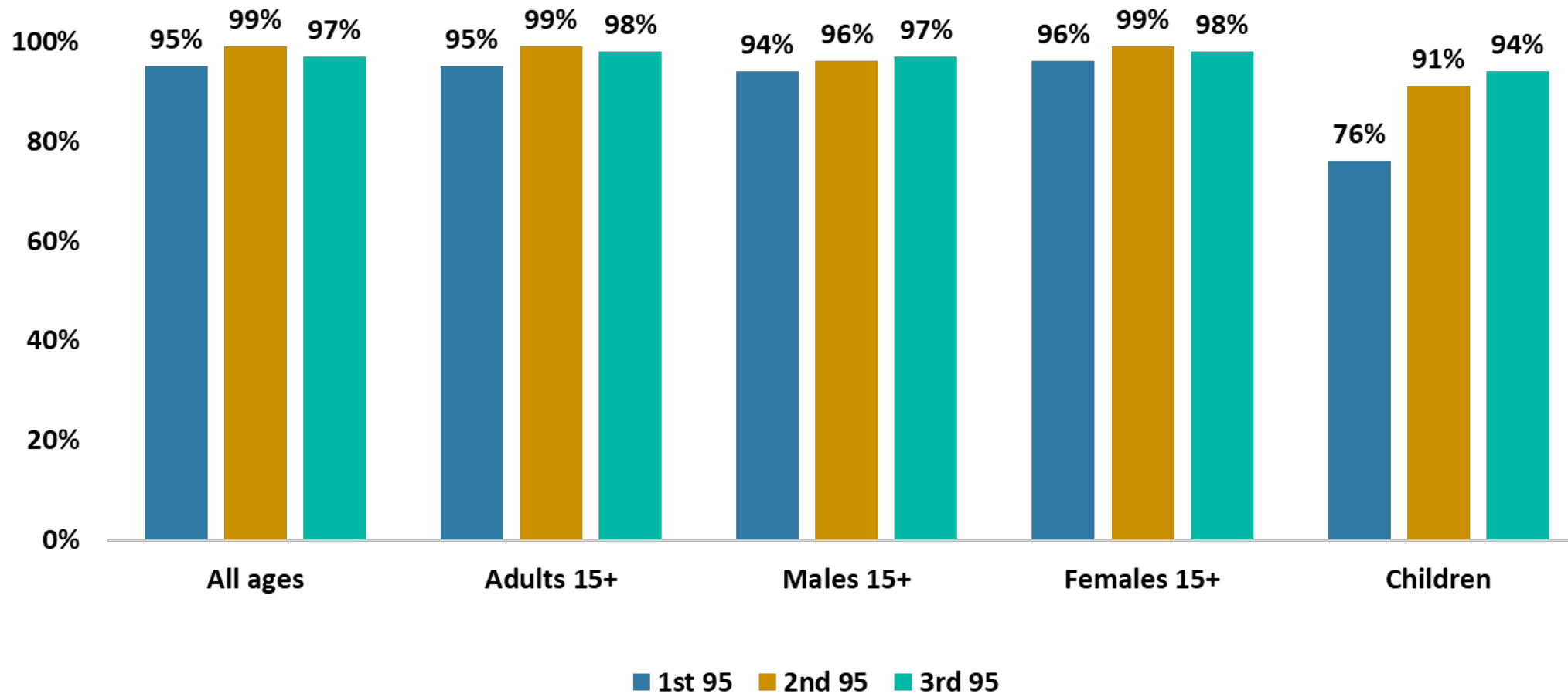
- **Where are we now?**

- Progress towards 95:95:95 targets
- Treatment: capability maturity model (CMM) self-staging results
- DART model mix and MMD
- AHD: CMM self-staging results
- dHTS: CMM self-staging results

- **How did we get here?**

- Stakeholder coordination and prioritization processes
- Engagement with CQUIN
- Update on Country Action Plans
- Update on Integrating Non-HIV and HIV Services
- Program sustainability efforts and opportunities
- Successes and Challenges
- **2025 Priorities**

Progress Towards the 95:95:95 Targets



Population
All=1,341,098
15+= 1, 286,067
Children=55,031

Data Source: Q3
Program Data on
DHIS2

Zambia Treatment CMM Results: 2024

Policies				
Guidelines				
Diversity				
Scale Up Plan				
Coordination				
Training				
Procurement			M&E System	MCH
Facility Coverage	Community	TB/HIV	Key Populations	Quality
Client Coverage	AHD	NCD/HIV	Family Planning	Impact
Most mature			Least mature	

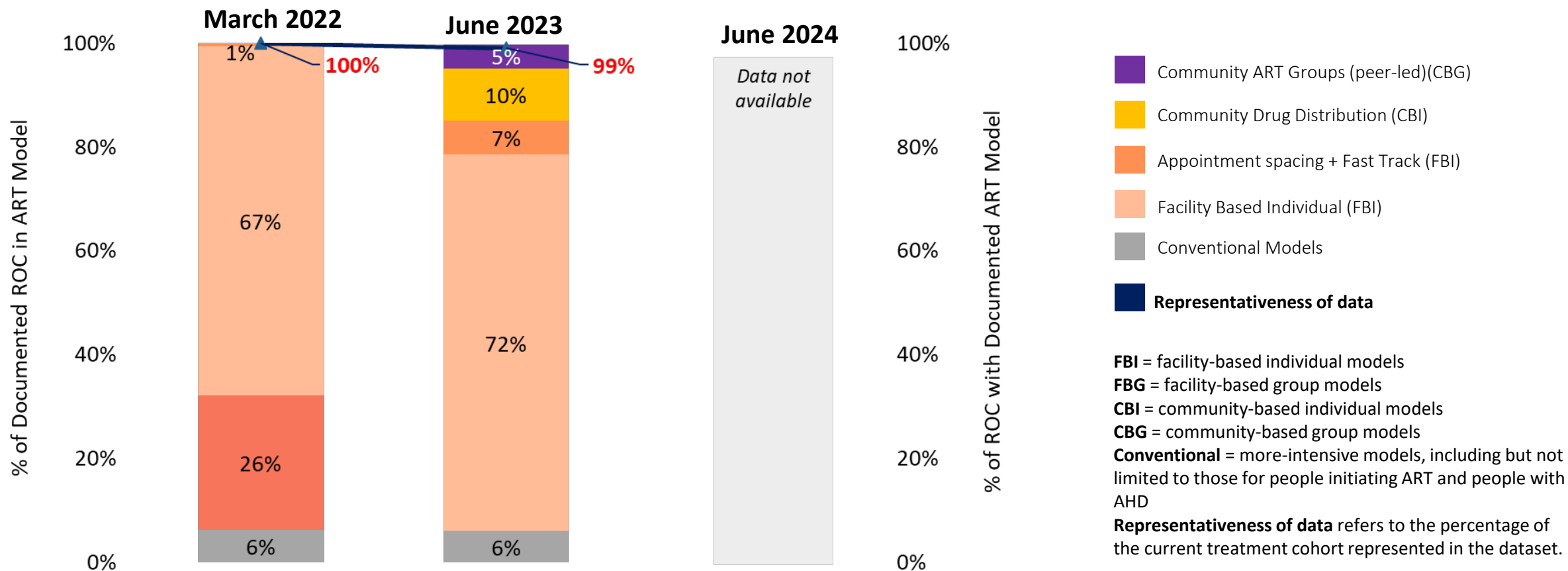
- Zambia has reached most mature score in 9 domains, two are in light green
- TB/HIV and NCD/HIV are in yellow while M&E, Key population and Family planning domains are in orange mainly due to limitation in data capturing tools to increase visibility at national level
- MCH is in red because the national guidelines currently do not recommend less intensives models to PBFW
- For the quality domain, no SQAs have taken place and for the impact domain, no national DSD evaluation has been conducted

Zambia Treatment CMM Results: Change Over Time

Domains	2022	2023	2024
Policies	Dark Green	Dark Green	Dark Green
Guidelines	Dark Green	Dark Green	Dark Green
Diversity	Light Green	Light Green	Dark Green
Scale Up Plan	Orange	Dark Green	Dark Green
Coordination	Dark Green	Dark Green	Dark Green
Community	Yellow	Light Green	Light Green
Training	Light Green	Dark Green	Dark Green
M&E System	Orange	Dark Green	Orange
Procurement	Dark Green	Dark Green	Dark Green
Facility Coverage	Dark Green	Dark Green	Dark Green
Client Coverage	Light Green	Dark Green	Dark Green
AHD	Yellow	Light Green	Light Green
Key Populations	Orange	Orange	Orange
TB/HIV	Orange	Light Green	Yellow
MCH	Red	Red	Red
NCD/HIV	Grey	Yellow	Yellow
Family Planning	Orange	Orange	Orange
Quality	Orange	Red	Red
Impact	Red	Red	Red

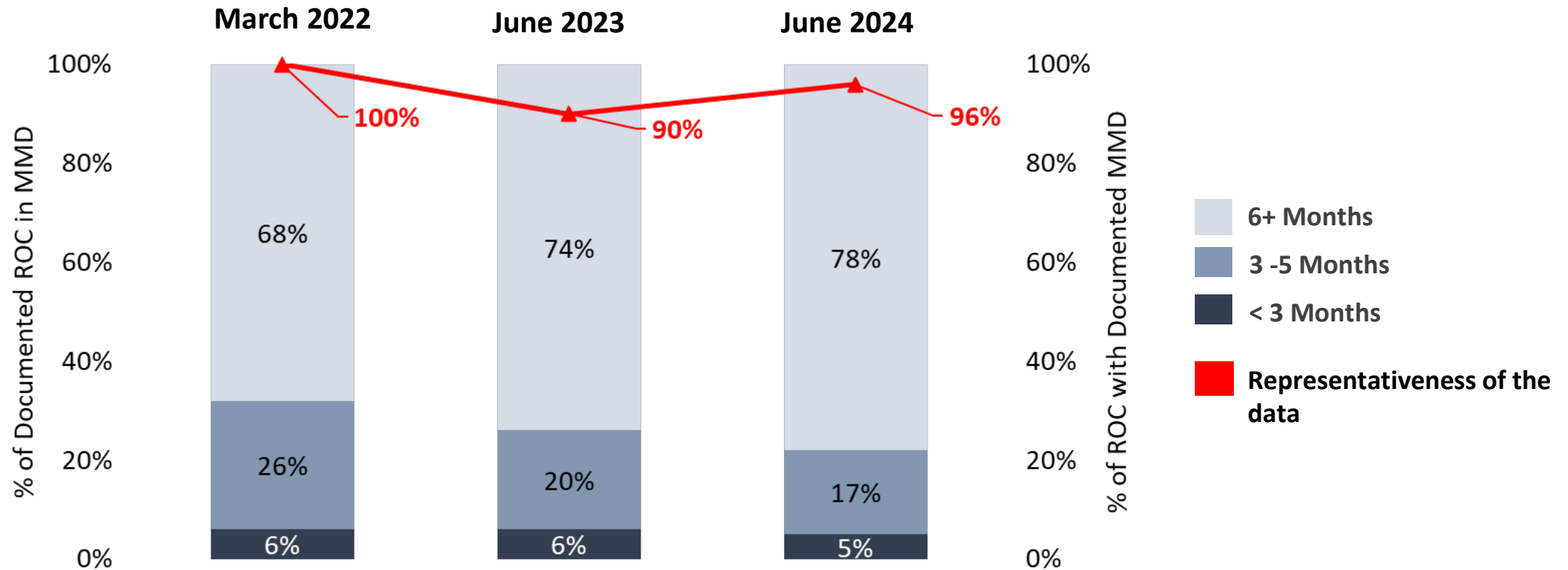
- 8 Domains have been maintained in dark green compared to 2023 performance and 2 domains have maintained light green stage of maturity
- The Diversity domain matured from light green to dark green
- The M&E domain regressed from dark green in 2023 to orange in 2024 while HIV/TB regressed from light green to yellow due to an EMR system failure to generate the report

Zambia Differentiated Treatment Model Mix




- No data for June 2024 model mix due to a nationwide system failure to generate the model mix reports after transition from SmartCare plus to SmartCare Pro

Zambia Differentiated Treatment: Multi-Month Dispensing



- As of June 2024, 78% of Recipients of care were on 6 months dispensing compared to 74% in 2023
- 17% of ROC received between 3-5 months ART dispensing while 5% received less than 3 months as of June 2024
- This is mainly attributed to a strong supply chain system that responded to the increased demand for multi-month dispensing models

Zambia AHD CMM Results 2024



- A total of 11 domains are mature while four (Quality, Impact and Client Coverage 1&2) are in the least mature stage
- Clients' coverage is attributed to lack of AHD specific reports at National level
- There has been no evaluations to assess impact of AHD implementation at the national level

Zambia AHD CMM Results – Trend Over Time (2022-2024)

Domains	2022	2023	2024
Policies	Yellow	Light Green	Dark Green
Guidelines	Light Green	Light Green	Dark Green
AHD Scale-up Plan	Light Green	Light Green	Dark Green
SOPs	Orange	Light Green	Dark Green
Coordination	Light Green	Light Green	Dark Green
ROC Engagement	Light Green	Light Green	Dark Green
Training	Light Green	Light Green	Dark Green
Supply Chain	Yellow	Yellow	Yellow
M&E System	Yellow	Yellow	Yellow
Diagnostic Capability 1	Orange	Light Green	Dark Green
Diagnostic Capability 2	Light Green	Red	Dark Green
Facility Coverage	Orange	Light Green	Dark Green
Client Coverage 1	Red	Red	Red
Client Coverage 2	Red	Red	Red
Client Coverage 3	Red	Red	Light Green
Client Coverage 4	Red	Red	Yellow
Quality	Orange	Orange	Orange
Impact	Red	Red	Red

- Ten (10) domains were staged as most mature compared to 8 in 2023
- Two (2) domains moved from less mature to most mature
- Client coverage 1&2, supply chain, M&E, impact and quality remained unchanged over the last year because there were no national evaluations or quality assessment have been conducted

Zambia Differentiated Testing CMM – 2024

Domains	2023	2024
Policy: Strategic Model Mix	Green	Dark Green
Policy: Optimizing HIV Testing	Orange	Yellow
Policy: Linkage	Light Green	Light Green
Finance/Resource Allocation	Light Green	Dark Green
SOPs	Yellow	Yellow
Scale-up Plan	Orange	Orange
Community Engagement	Light Green	Dark Green
Private Sector Engagement	Red	Red
Coordination	Orange	Dark Green
dHTS Training	Yellow	Orange
M&E	Orange	Light Green
Procurement/Supply Chain	Light Green	Light Green
Population Coverage	Orange	Orange
Linkage to Tx: Timely Linkage	Light Green	Light Green
Linkage to Tx: Verification	Red	Orange
Linkage to Prevention	Yellow	Orange
EQA/IQC	Orange	Yellow
Proficiency Testing	Yellow	Light Green
Clinical Services	Orange	Orange
Impact: Knowledge of Status	Red	Red
Impact: Linkage to Tx	Red	Light Green
Impact: Linkage to Prevention	Red	Red

- Generally, there has been improvement in six domains**
 Finance/Resource Allocation - There has been clear awareness and evidence-based financing and resource allocation towards the HIV testing program
- Other domains still stagnant**
 Knowledge of Status - The country has identified priority groups for testing BUT does not have national data to determine what proportion of each priority group's awareness of HIV status

Overview of HIV Program 2024 CMM Results

Zambia					
dHTS		DART		AHD	
Domains	2024	Domains	2024	Domains	2024
Policy: Strategic Model Mix	Dark Green	Policies	Dark Green	Policies	Dark Green
Policy: Optimizing HIV Testing	Yellow	Guidelines	Dark Green	Guidelines	Dark Green
Policy: Linkage	Light Green	Diversity	Dark Green	AHD Scale-up Plan	Dark Green
Finance/Resource Allocation	Dark Green	Scale Up Plan	Dark Green	SOPs	Dark Green
SOPs	Yellow	Coordination	Dark Green	Coordination	Dark Green
Scale-up Plan	Orange	Community Engagement	Light Green	ROC Engagement	Dark Green
Community Engagement	Dark Green	Training	Dark Green	Training	Dark Green
Private Sector Engagement	Red	M&E System	Orange	Supply Chain	Yellow
Coordination	Dark Green	Procurement	Dark Green	M&E System	Yellow
dHTS Training	Orange	Facility Coverage	Dark Green	Diagnostic Capability 1	Dark Green
M&E	Light Green	Client Coverage	Dark Green	Diagnostic Capability 2	Dark Green
Procurement/Supply Chain	Light Green	AHD	Light Green	Facility Coverage	Dark Green
Population Coverage	Orange	Key Populations	Orange	Client Coverage 1	Red
Linkage to Tx: Timely Linkage	Light Green	TB/HIV	Yellow	Client Coverage 2	Red
Linkage to Tx: Verification	Orange	MCH	Red	Client Coverage 3	Light Green
Linkage to Prevention	Orange	NCD/HIV	Yellow	Client Coverage 4	Yellow
EQA/IQC	Yellow	Family Planning	Orange	Quality	Orange
Proficiency Testing	Light Green	Quality	Red	Impact	Red
Clinical Services	Orange	Impact	Red		
Impact: Knowledge of Status	Red				
Impact: Linkage to Tx	Light Green				
Impact: Linkage to Prevention	Red				

- Enabling domains across all the CMMs are most matured (dark green)
- Impact, Quality, and M&E requires prioritizing to reach maturity
- The country is currently working on developing DSD and AHD specific reports in the National EHR system to improve data visibility, hence improving client coverage, and M&E domains
- Following the adaptation of the CQUIN quality standards, service quality assessments will be conducted in the coming year

Outline

- **Where are we now?**
 - Progress towards 95:95:95 targets
 - Treatment: capability maturity model (CMM) self-staging results
 - DART model mix and MMD
 - AHD: CMM self-staging results
 - dHTS: CMM self-staging results
- **How did we get here?**
 - Stakeholder coordination and prioritization processes
 - Engagement with CQUIN
 - Update on Country Action Plans
 - Update on Integrating Non-HIV and HIV Services
 - Program sustainability efforts and opportunities
 - Successes and Challenges
- **2025 Priorities**

Stakeholder Coordination and Prioritization Processes (1)

- The following activities prioritized at CQUIN meeting in the past year and have been confirmed for funding:
 - GF Funding
 - DSD Quality Standards toolkit development
 - Hold supply chain engagement meetings to improve commodity availability for AHD
 - Conduct DSD Performance Review
 - PEPFAR
 - Hold supply chain engagement meetings to improve commodity availability for AHD
 - Build capacity on screening and management of AHD
 - Review evidence around the outcomes of ROCs with annual clinical visit to adapt all the less intensive models basing on annual clinical visits and 12-month refills

Stakeholder Coordination and Prioritization Processes (2)

- The National DSD taskforce meets every 3rd Wednesday of the month to plan and coordinate implementation of activities
 - NZP+ and TALC are the recipients of care organizations that are represented in these meetings
 - CQUIN quality standard tool kit adapted, and local quality standard developed

Update on Country Action Plans from 2024 Meetings (1)

- **Activities that have been successfully completed include:**
 - Quality standard toolkit development, SQA scheduled for 2025
 - Hold supply chain engagement meetings to improve commodity availability for AHD
 - Build capacity on screening and management of AHD
- **Activities that are still ongoing include:**
 - Review evidence around the outcomes of ROCs with annual clinical visit to adapt all the less intensive models basing on annual clinical visits and 12-month refills
 - Conduct data review meetings to strengthen Monitoring of AHD indicators
 - Review summary DSD report in Smart care

Update on Country Action Plans From 2024 Meetings (2)

- **Activities that were dropped include:**
 - Assess community engagement using the new national community engagement toolkit
 - Develop summary reporting tools in the EMR for dHTS
 - Conduct client satisfaction survey amongst ROC in DSD
 - We plan to re-introduce these activities in the 2025 action plan

Update on Integrating Non-HIV and HIV Services

- There hasn't been much progress following integration meeting
- Integration activities to be included in the 2025 action plan

Program Sustainability Efforts and Opportunities

- Sustainability of DSD activities
 - DSD National Program coordinator is MOH employee. All DSD activities spearheaded by MOH with support from IPs
 - Some activities have been included in the MOH workplan funded by GF
- National sustainability roadmap
 - The sustainability plan still in draft, DSD to be integrated

DSD Implementation Successes in 2024

- Developed the Quality Standard Toolkit
- In collaboration with Department of Defense (DOD) and Defense Forces of Zambia, 116 Health Care providers working in DFZ facilities were trained on DSD
- Held the country staging meeting with support from DOD through CIDRZ
- Integration of NCD care in ART clinics

Outline

- Where are we now?
 - Progress towards 95:95:95 targets
 - Treatment: capability maturity model (CMM) self-staging results
 - DART model mix and MMD
 - AHD: CMM self-staging results
 - dHTS: CMM self-staging results
- How did we get here?
 - Stakeholder coordination and prioritization processes
 - Engagement with CQUIN
 - Update on Country Action Plans
 - Update on Integrating Non-HIV and HIV Services
 - Program sustainability efforts and opportunities
 - Successes and Challenges
- **2025 Priorities**

DSD Priorities for 2025

2025 Priorities

- DSD Performance Reviews
- Conduct service quality assessments (SQA)
- Strengthen M&E for DSD and AHD
- Integration of NCD care in ART clinics

Lessons from other countries in the CQUIN network in the coming year

- Learn more on new models like FP/HIV integration and MCH/HIV integration
- How to conduct performance reviews

Acknowledgement

- **PEPPFAR Agencies (Department of Defense, USAID and CDC)**
- **Global Fund**
- **WHO**
- **Implementing Partners**



Thank You!

