

Integrating Quality Management for HIV DSD

Kenya Case Study

Dr. Lazarus Momanyi
Technical Advisor
MN+OH NASCOP, Kenya



CQUIN 8th Annual Meeting | December 9-13, 2024 – Johannesburg, South Africa

Outline

- **Overview of Kenya HIV Epidemic: Progress to 95-95-95**
- **Policy guidance for Kenya HIV & DSD Quality Management**
- **Integrated Service Quality Assessment (SQA) Process in Kenya**
- **2023 AHD Service Quality Assessment**
- **Lessons Learnt and Next Steps**

Kenya Progress Towards the 95:95:95 Targets June 2024



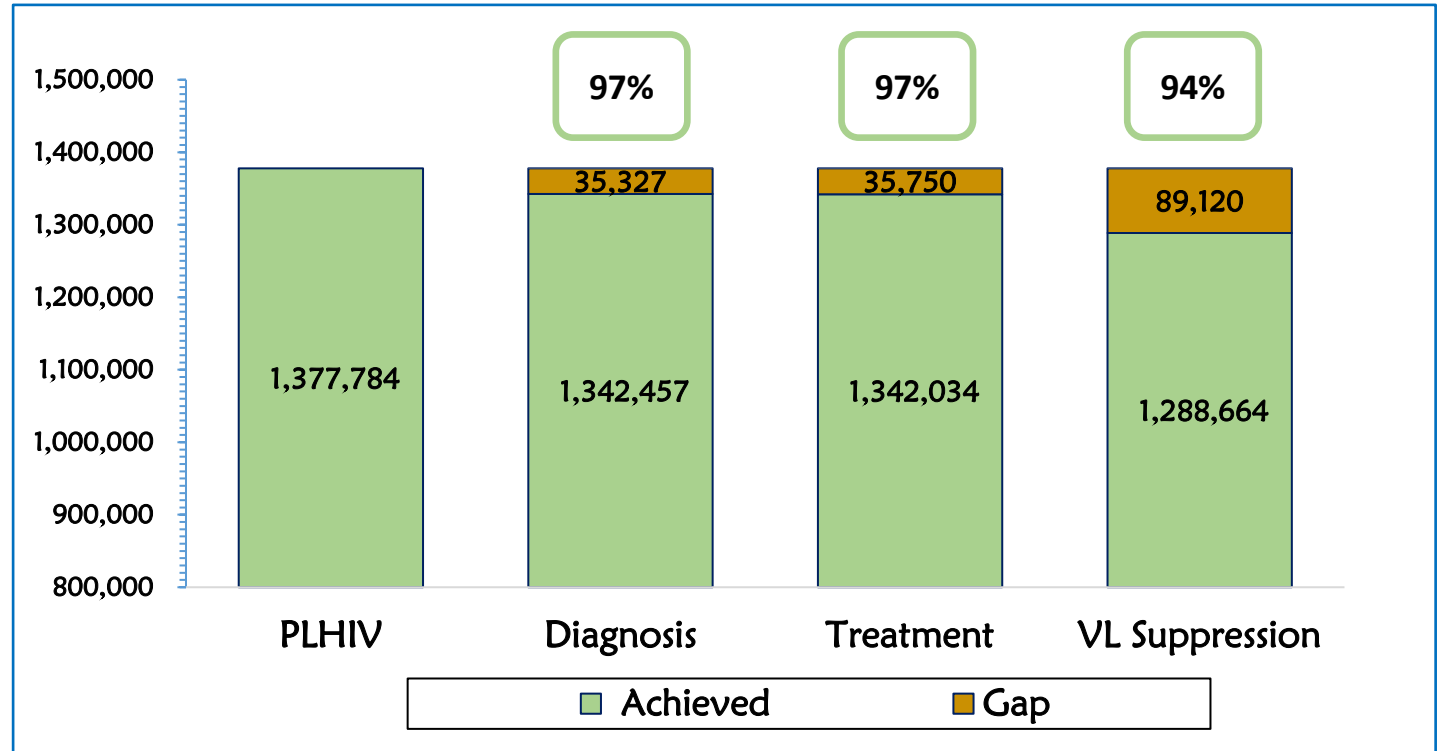
Source: Kenya HIV Estimates

1,377,784
Kenyans
Living with
HIV

3.7 %
Prevalence

22,154
New
Infections


18,473
AIDS Related
Deaths



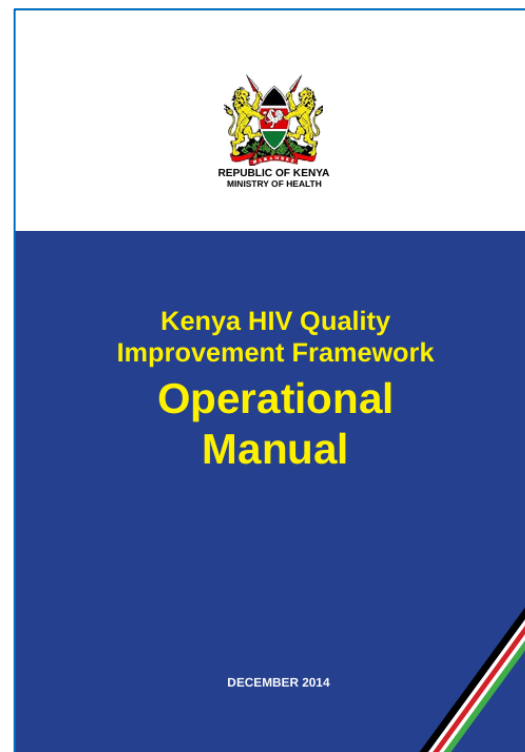
Source: Kenya HIV Estimates 2023, KHIS June 2024

Focus on improving ART coverage amongst Children (ART Coverage: 72%) & Men (ART Coverage: 89%)

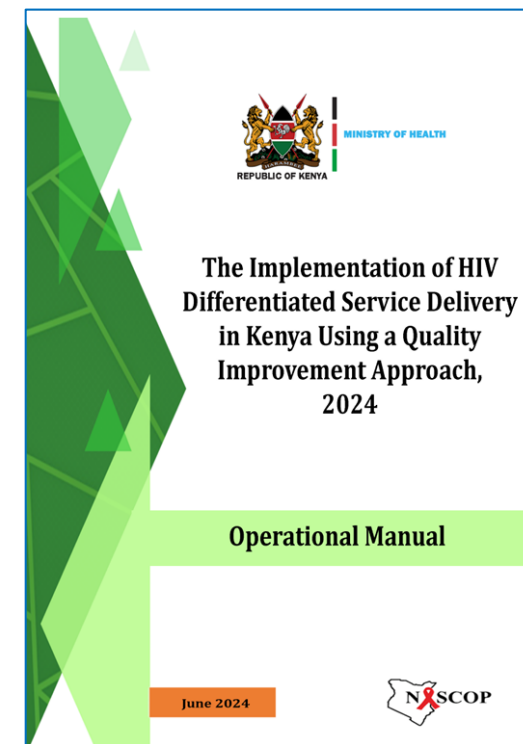
Kenya Policy and Guidance HIV Program Quality Management



Defines the 'standard' package for HIV services including DSD

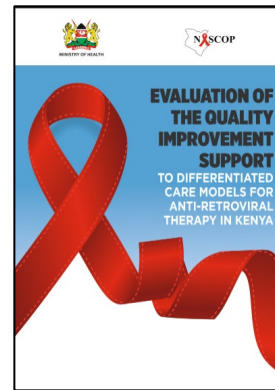



Outlines the overall management of quality in HIV




Defines steps to quality HIV DSD implementation

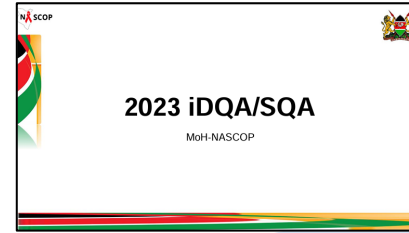
Quality Management for HIV DSD Services in Kenya



2016
DSD included in HIV national guidelines



2019
Kenya Conducts Evaluation of the Quality Improvement Support in DSD

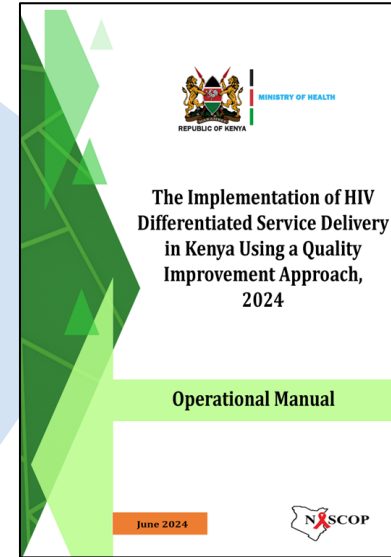


2022
Revised HIV Guidelines: Expanding Criteria for DSD in all Populations



2023
Integrated Data and Service Quality Assessments including DSD Services

2023
AHD Quality Assessment in 13 Counties



Annual Integrated SQA Conducted in Nov 2024 At Report Writing Stage

Findings from AHD Service Quality Assessment & TA - 2023



Kenya Adopted the Assessment Tool from the CQUIN Draft Quality Standards



Quality Standards Framework for Advanced HIV Disease Service Delivery

1 Introduction

Given the increased need to focus on the recipients of care at substantial risk of advanced HIV disease (AHD), the *CQUIN Quality Standards Framework for Advanced HIV Disease Service Delivery* is recommended for use at all service delivery points where AHD can be identified and managed as per the guidance for each standard. As a best practice, all health facilities and community service delivery models providing HIV testing services (HTS) and antiretroviral therapy (ART) should be able to, at a minimum, endeavour to identify people with AHD and link them to appropriate AHD service delivery. In addition, a robust and well understood network of AHD service delivery points consisting of hubs and spokes (see 1.1 below) is needed at scale to realize the benefits of a significant reduction in morbidity and mortality associated with AHD. These *CQUIN Quality Standards Framework for Advanced HIV Disease Service Delivery* also lay out key quality standards at the national level in establishing the AHD hub and spoke model of care. Lastly, the training and mentorship, supply chain management system, advocacy communication and social mobilization, monitoring and evaluation quality standards address key AHD system quality standards needed to support provision of quality AHD service delivery at scale.

Domains Assessed

AHD Screening

TB Screening
Dx & Rx

CM Screening,
DX & Rx

Lab Systems
for AHD

AHD
Commodity
Security

Facility M&E
Systems

Capacity of
HRH

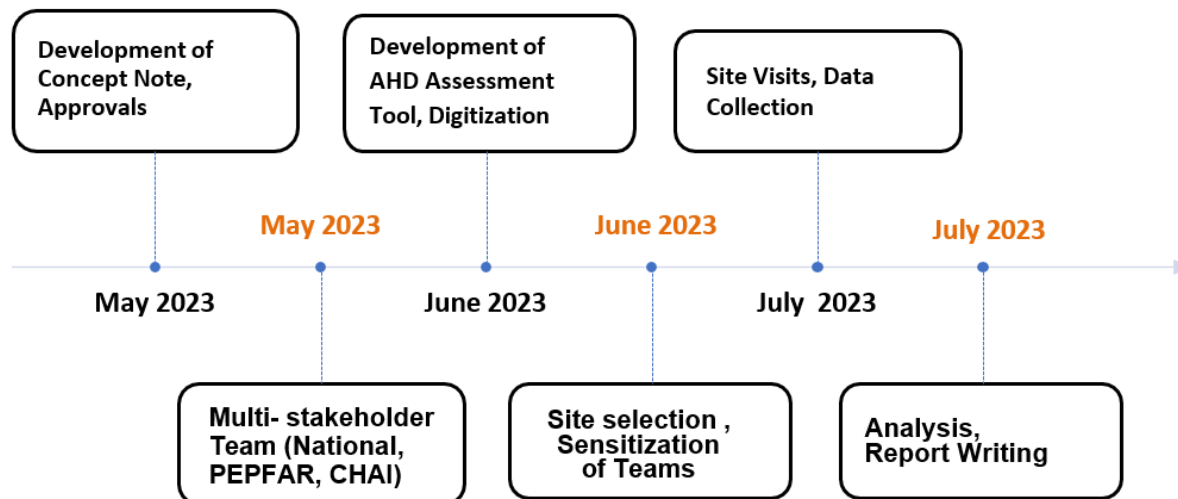
Demand
Creation

- 13 Counties, 60 Health Facilities
- Mix of facilities : County, Sub-County, faith based hospitals
- Multi-stakeholder teams: national, regional, County, IPs, PEPFAR
- Funded by PEPFAR

AHD Quality Assessment Process Kenya

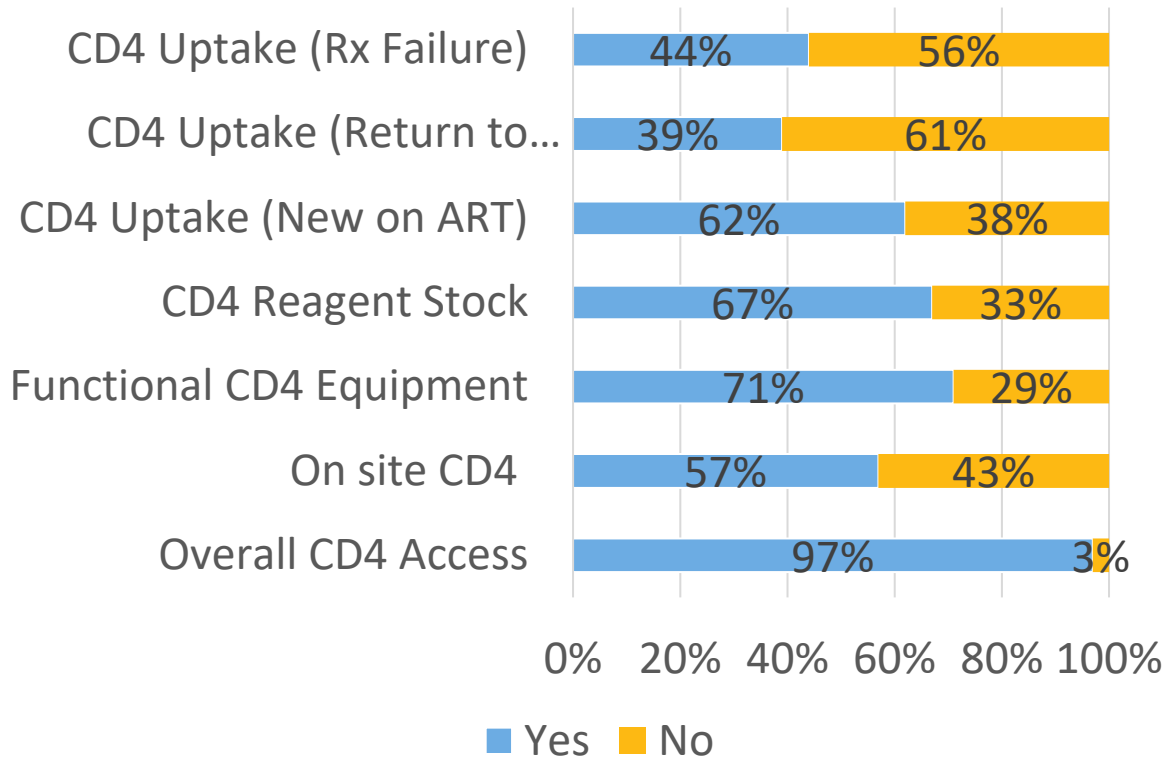


- Tool developed and digitized into ODK
- Facility data abstraction and record reviews: HIV clinic, lab, in-patient, pharmacy health facilities
- Onsite feedback, CME
- Action planning towards addressing gaps
- Data analysis and dissemination of findings

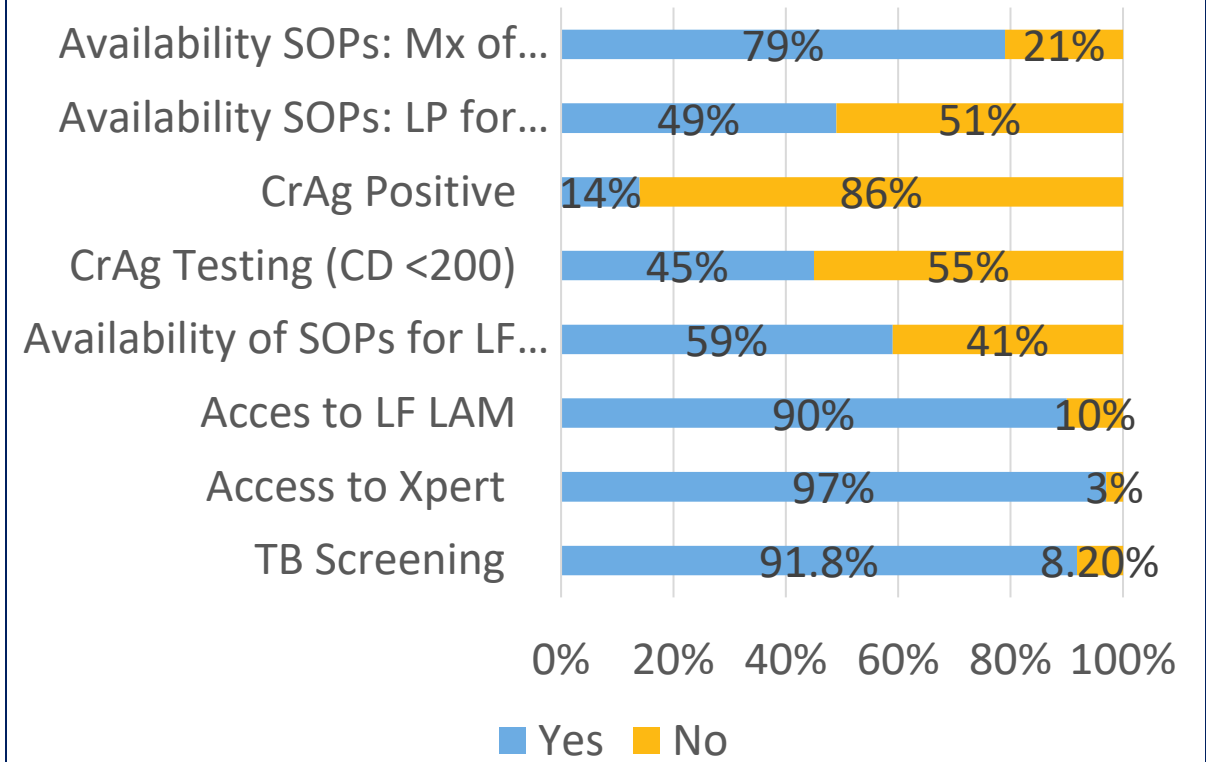


Results AHD Service Quality Assessment July 2023 (13 Counties, 60 Health Facilities)

AHD/CD4 Access & Testing

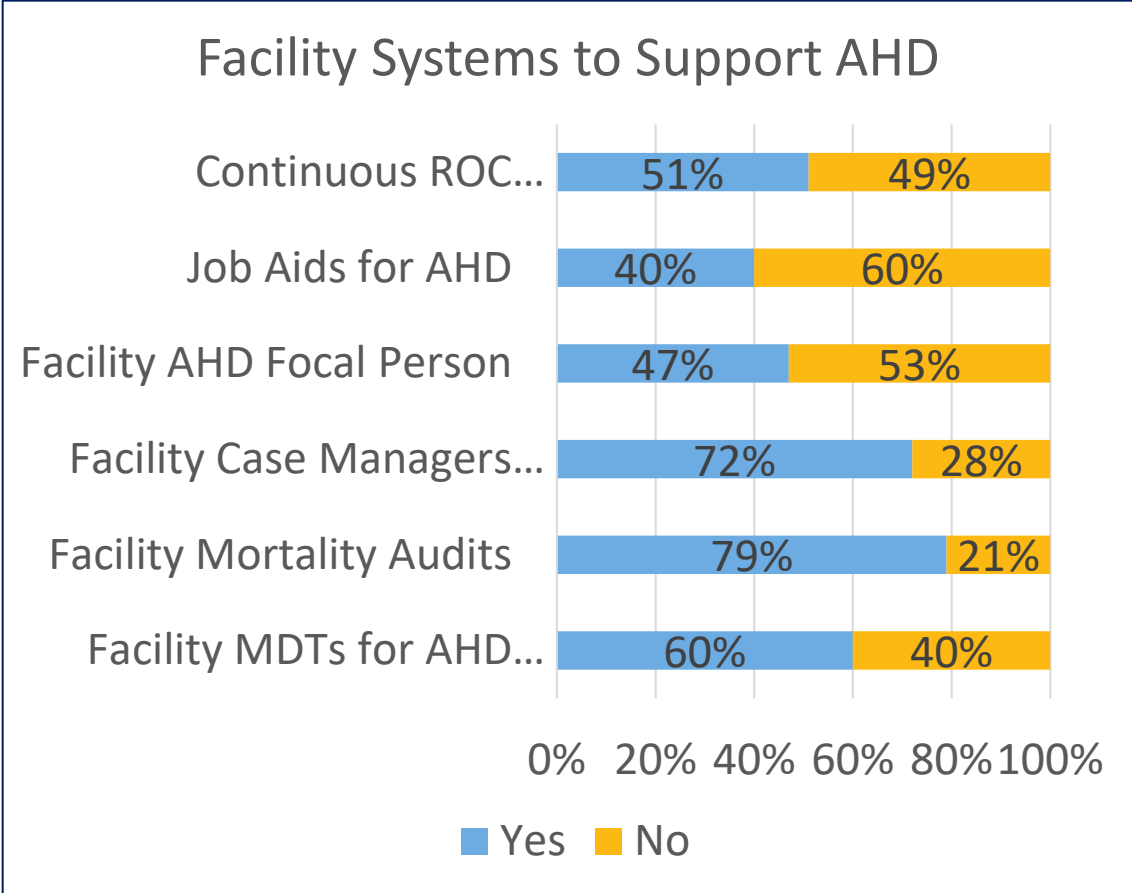
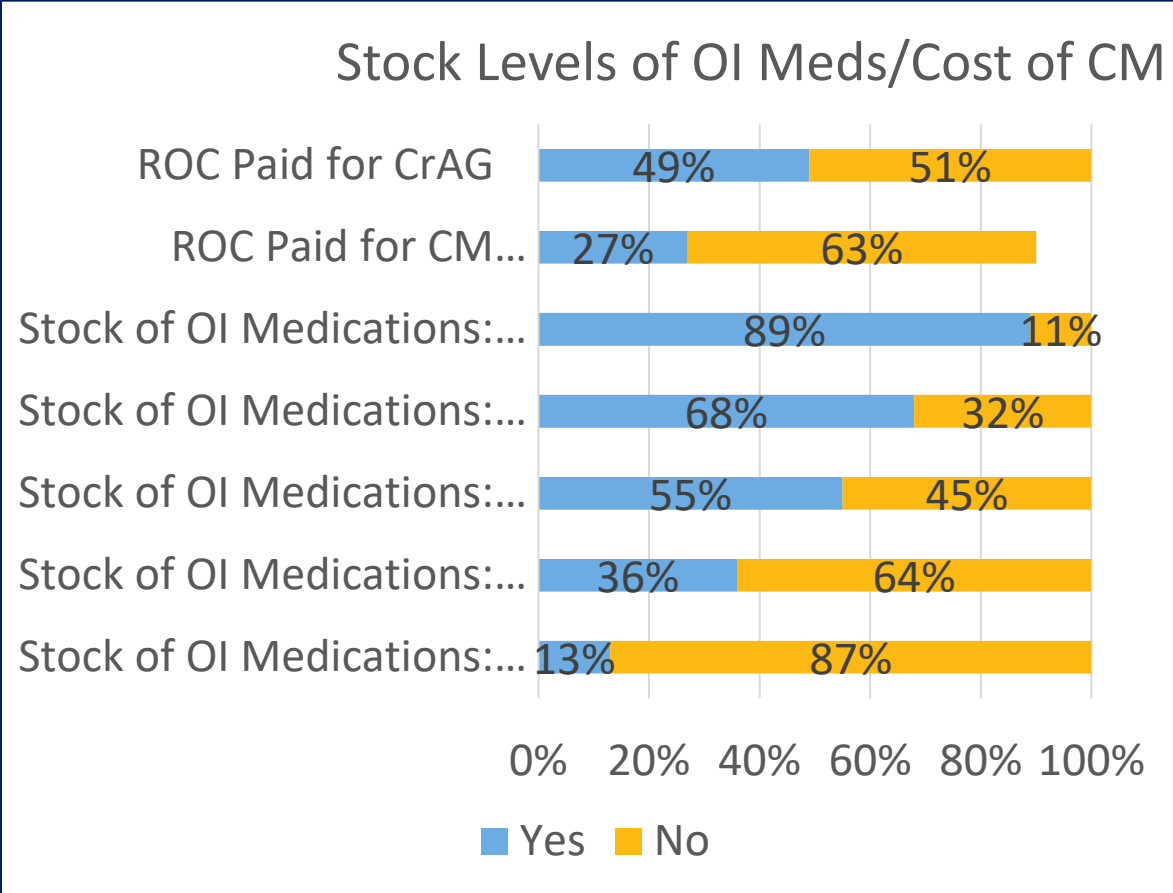


TB & Crypt. Meningitis



Results AHD Service Quality Assessment - 2

July 2023 : 13 Counties, 60 Health Facilities



Status Update on Action Plans from AHD Quality Assessment - as at Nov 2024

CD4

1. Mapping the current CD4 equipment with an aim of optimizing testing **(Completed)**
2. End to end visibility of the available reagents from the manufacturer level to the facility level **(Completed)**
3. Develop a transition road map with clear timeline of replacement of equipment being phased out **(Completed)**
4. Lateral Flow Cytometry as part of Hybrid System for CD4 **(pilot approved)**
5. Continuous capacity building HCWs on WHO staging and AHD screening **(Training package developed, Trainings started)**

Clinical Management of AHD

1. Identify levels of care with **hub and spoke** model to **(Completed)**
2. Capacity building of HCWs on screening and management of CM **(national webinars)**
3. Strengthen commodity supply plan and have the procurement specifications **(in progress)**
4. Introduction of optimal WHO regimens for CM treatment **(Completed)**
5. An AHD/OI operational manual with simplified protocols of AHD management including comprehensive job aid on Lumbar Puncture **(Completed)**

TB

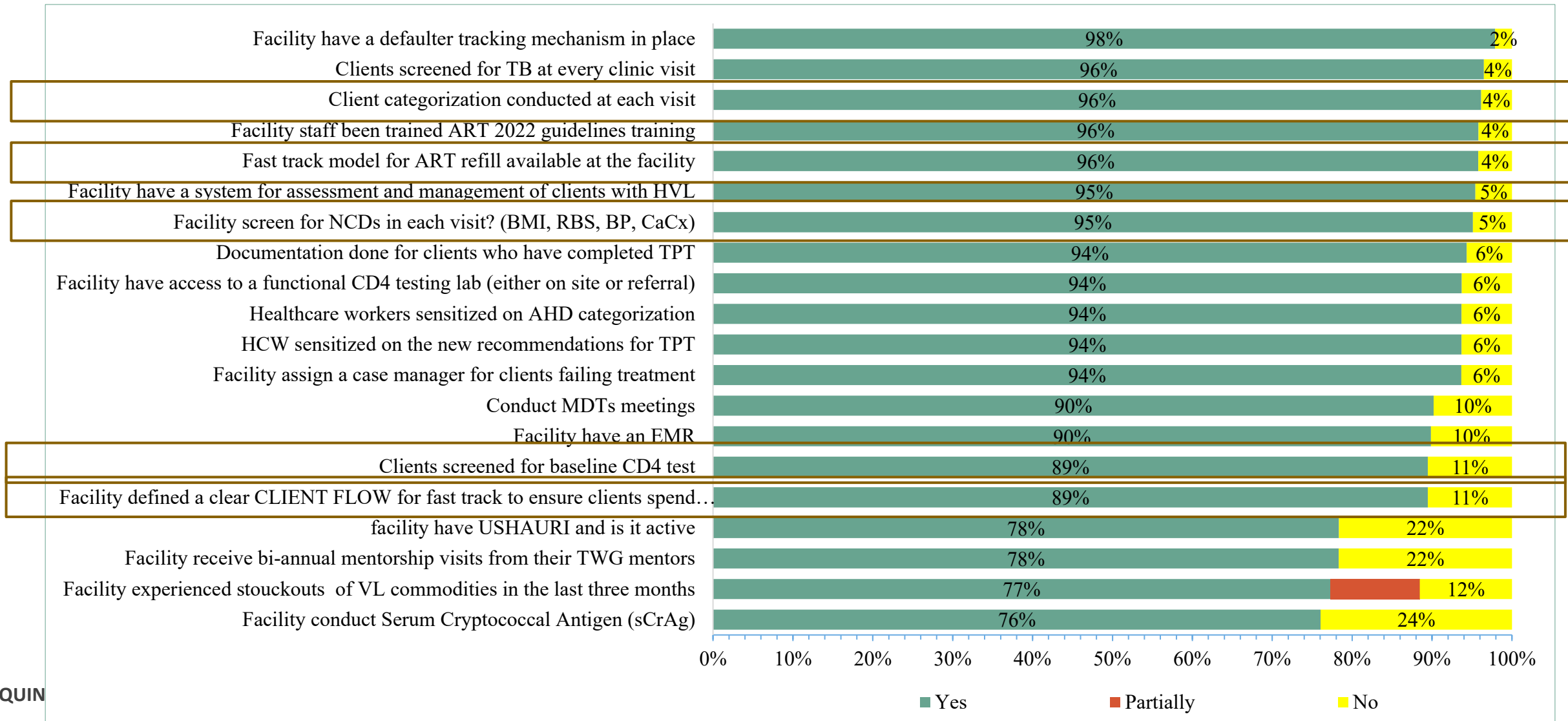
1. Urgent need for a refresher on use of TB_LAM **(Echo sessions done)**
2. Strengthen procurement planning for TB commodities & LF LAM **(Joint commodity security meetings initiated)**

Demand Creation

1. Identification of community champions **(Completed)**
2. Literacy materials and sensitization of ROC on AHD **(Developed)**

Integrated SQA Findings 2023

DSD, NCD Integration Indicators



Integrated SQA - 2024 (Data Analysis Started)

Examples of quality Indicators Included

TB/HIV

Program Area	CARE & TREATMENT (For adults and Paediatrics)	
	Indicator/Question	Probable Response
TB case Finding	Does the facility implement TB active case finding cascade?	Y/N
TB	Are new clients screened for TB at every clinic visit? (Y/N)	Y/N
TB Diagnosis (WHO Recommended MDT)	Does the facility conduct Serum GeneXpert/Or other molecular tests for all TB presumptive cases?	Y/N
TB Diagnosis (LF/TB LAM)	Does the facility conduct LF-LAM for PLHIV with CD4 count of <200 cells/uL or WHO Stage III/IV?	Y/N
	Does the facility conduct LF-LAM for clients with PLHIV with TB symptoms?	Y/N
	Does the facility conduct LF-LAM for PLHIV who are hospitalised/ill patients?	Y/N
TB Preventive Therapy	Does the facility start clients NEWLY STARTING CARE on TPT/TB	Y/N
TB Preventive Therapy	Is documentation done for clients who have completed TPT? (Y/N)	Y/N

NCD

Program Area	CARE & TREATMENT (For adults and Paediatrics)	
	Indicator/Question	Probable Response
NCD Screening	Is a functional machine available at the HIV service delivery point?	Y/N
	Is blood pressure/BP documented for clients during their clinic visits?	Y/N
	Is weight/height and BMI documented for adult clients during clinic visits?	Y/N

DSD Models

Program Area	CARE & TREATMENT (For adults and Paediatrics)	
	Indicator/Question	Probable Response
Diversity of HIV Differentiated Service Delivery (DSD)	Models of DSD available/active for clients at the facility?	<ol style="list-style-type: none"> 1. Only Standard Track 2. Standard Track and Fast Track 3. Standard Track + Fast Track + Atleast 1 Community DSD Model

AHD

Program Area	CARE & TREATMENT (For adults and Paediatrics)	
	Indicator/Question	Probable Response
AHD Screening	Is CD4 testing conducted for clients NEWLY ENROLLING ON CARE?	(Y/N)
	Is CD4 testing conducted for clients RETURNING TO CARE AFTER INTERRUPTING TREATMENT FOR > 3MONTHS?	(Y/N)
	Is CD4 testing conducted for clients WITH TREATMENT FAILURE?	(Y/N)
AHD Screening	Does the facility have access to a functional CD4 testing lab (either on site or referral)?	(Y/N)
Serum CrAg	Does the facility conduct Serum Cryptococcal Antigen (sCrAg) for clients with CD4 < 200 cells/ml /WHO stage III/IV or those with symptoms?	Y/N
AHD/Mortality Audit	Does the facility conduct mortality audits reviews for AIDS related deaths?	Y/N

2024 Kenya Quality Domain CMM Staging

AHD

Trend Over Time	2022	2023	2024
Policies	Green	Yellow	Dark Green
Guidelines	Green	Green	Dark Green
AHD Scale-up Plan	Red	Red	Orange
SOPs	Light Green	Green	Light Green
Coordination	Green	Green	Dark Green
ROC Engagement	Light Green	Green	Dark Green
Training	Light Green	Light Green	Light Green
Diagnostic Capability 1	Green	Red	Dark Green
Diagnostic Capability 2	Light Green	Yellow	Light Green
Facility Coverage	Green	Green	Light Green
Client Coverage 1	Yellow	Red	Light Green
Client Coverage 2	Orange	Red	Orange
Client Coverage 3	Orange	Yellow	Yellow
Client Coverage 4	Green	Yellow	Dark Green
Supply Chain	Green	Green	Yellow
M&E System	Yellow	Yellow	Yellow
Quality	Red	Orange	Yellow
Impact	Red	Red	Red

dHTS

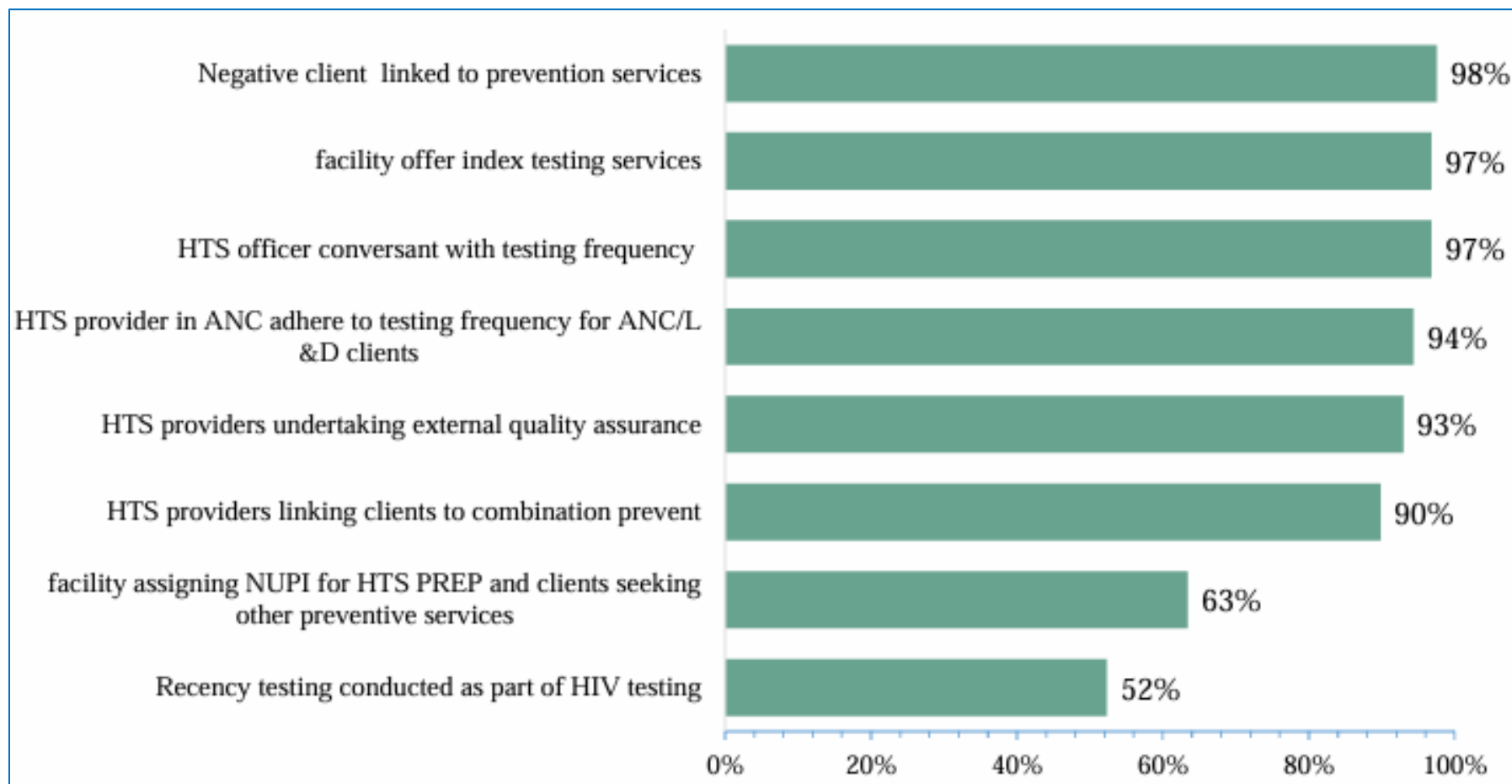
	Kenya	
	2023	2024
Policy: Strategic Model Mix	Dark Green	Dark Green
Policy: Optimizing HIV Testing	Dark Green	Dark Green
Policy: Linkage	Dark Green	Dark Green
Finance/Resource Allocation	Dark Green	Dark Green
SOPs	Yellow	Yellow
Scale-up Plan	Orange	Orange
Community Engagement	Red	Light Green
Private Sector Engagement	Red	Red
Coordination	Yellow	Dark Green
dHTS Training	Orange	Orange
M&E	Orange	Light Green
Procurement/Supply Chain	Yellow	Light Green
Population Coverage	Yellow	Light Green
Linkage to Tx: Timely Linkage	Orange	Light Green
Linkage to Tx: Verification	Orange	Orange
Linkage to Prevention	Orange	Light Green
EQA/IQC	Yellow	Light Green
Proficiency Testing	Dark Green	Light Green
Clinical Services	Dark Green	Dark Green
Impact: Knowledge of Status	Red	Red
Impact: Linkage to Tx	Red	Red
Impact: Linkage to Prevention	Red	Red

dART

Trend Over Time	2022	2023	2024
Policies	Green	Green	Dark Green
Guidelines	Green	Green	Dark Green
Diversity	Green	Green	Dark Green
Scale Up Plan	Yellow	Green	Dark Green
Coordination	Light Green	Light Green	Dark Green
Community	Light Green	Light Green	Light Green
Training	Light Green	Light Green	Light Green
M&E System	Yellow	Yellow	Orange
Procurement	Green	Green	Dark Green
Facility Coverage	Green	Light Green	Dark Green
Client Coverage	Yellow	Light Green	Light Green
AHD	Orange	Orange	Orange
Key Populations	Yellow	Light Green	Dark Green
TB/HIV	Red	Yellow	Light Green
MCH	Orange	Orange	Orange
NCD/HIV	Grey	Yellow	Yellow
Family Planning	Orange	Orange	Orange
Quality	Orange	Orange	Orange
Impact	Red	Red	Red

How can we better stage these moving forward in the context of integrated SQA for the HIV program?

2023 dHTS Service Quality Assessment 321 Health Facilities



SQA assessment Areas

- Linkage to prevention
- Index testing
- External quality assessment
- Linkage to other combination prevention

Lessons Learnt & Next Steps

Lessons Learnt


- Integration of DSD indicators into routine HIV service indicators for sustainability
- Adoption of CQUIN quality indicators into national standards/guidance document
- Need to review quality indicators as programs evolve
- There is an opportunity to leverage on EMRs to automate some aspects of quality assessments

Next Steps

- Dissemination of the Kenya DSD manual - includes quality assessments
- Analysis and dissemination of the Kenya integrated SQA 2024
- Follow AHD quality review - following implementation of action from previous assessment
- Leveraging on existing systems to scale up ROC satisfaction surveys

Acknowledgements





Thank You!

